

LCFF Budget Overview for Parents

Local Educational Agency (LEA) Name: Astronaut Jose M. Hernandez Academy

CDS Code: 39-68627-0132050

School Year: 2024-25

LEA contact information:

Donita Drulias-Daumer

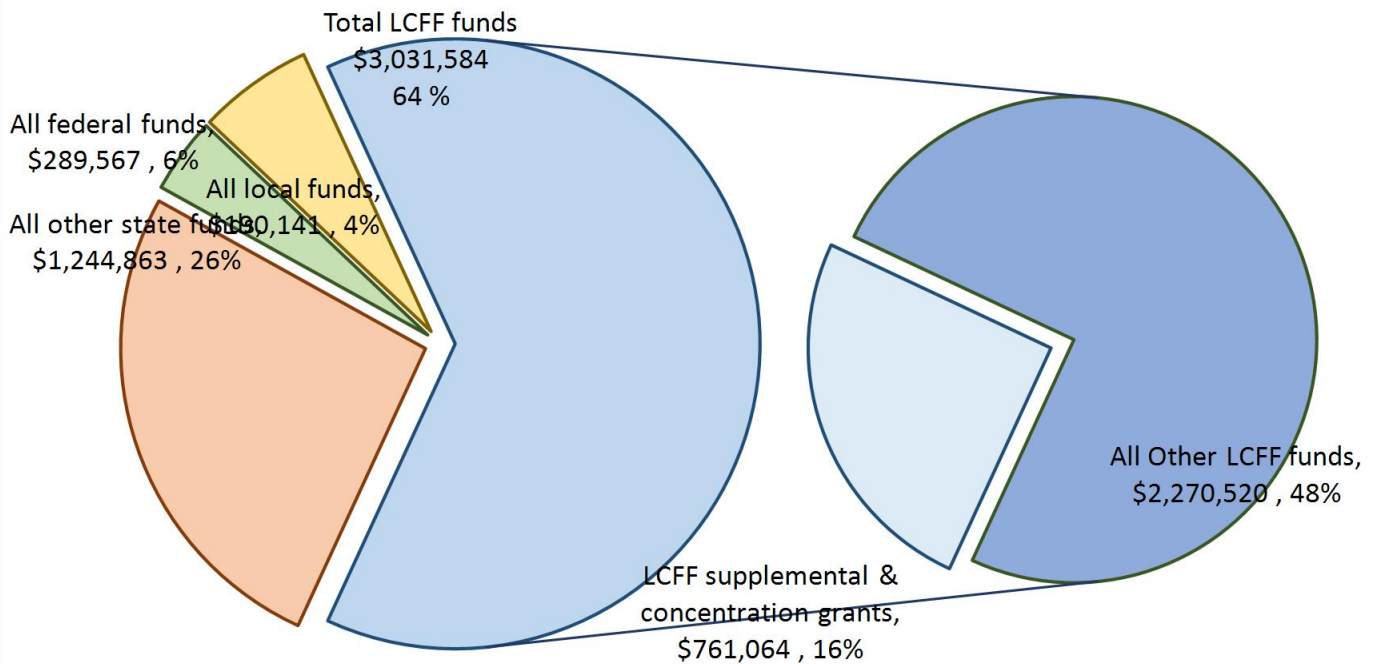
Principal

209-830-9219

School districts receive funding from different sources: state funds under the Local Control Funding Formula (LCFF), other state funds, local funds, and federal funds. LCFF funds include a base level of funding for all LEAs and extra funding - called "supplemental and concentration" grants - to LEAs based on the enrollment of high needs students (foster youth, English learners, and low-income students).

Budget Overview for the 2024-25 School Year

Projected Revenue by Fund Source

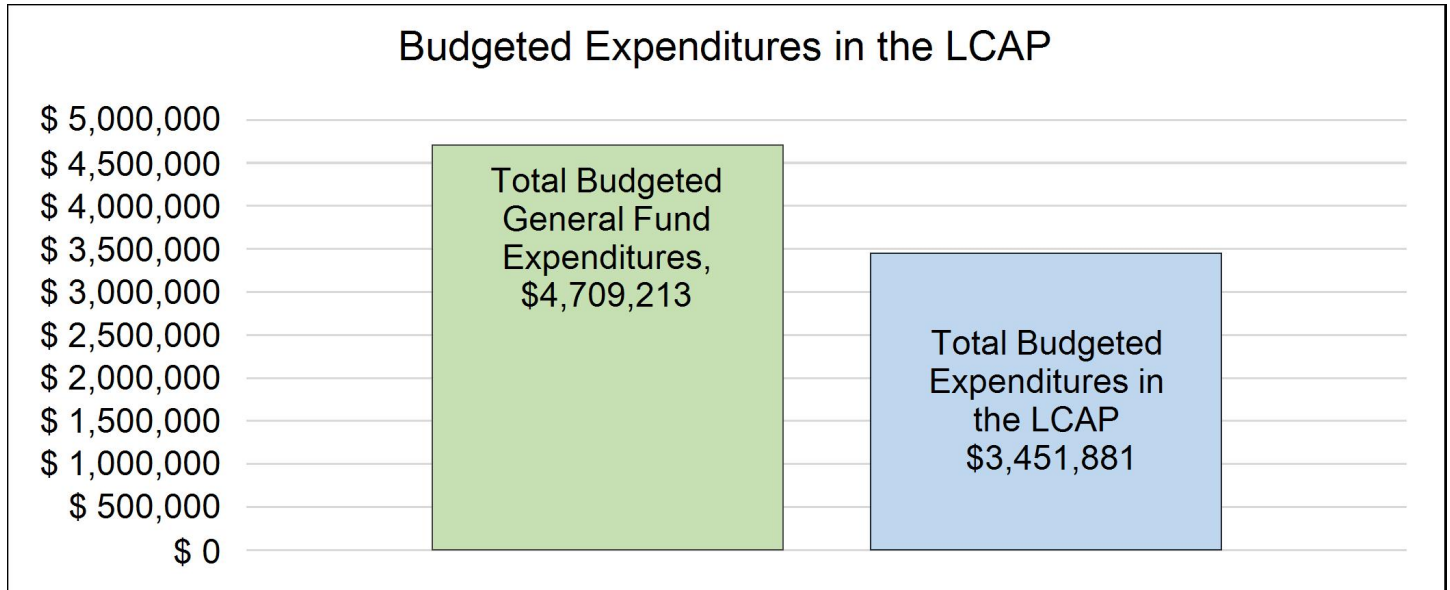


This chart shows the total general purpose revenue Astronaut Jose M. Hernandez Academy expects to receive in the coming year from all sources.

The text description for the above chart is as follows: The total revenue projected for Astronaut Jose M. Hernandez Academy is \$4,756,155, of which \$3031584 is Local Control Funding Formula (LCFF), \$1244863 is other state funds, \$190141 is local funds, and \$289567 is federal funds. Of the \$3031584 in LCFF Funds, \$761064 is generated based on the enrollment of high needs students (foster youth, English learner, and low-income students).

LCFF Budget Overview for Parents

The LCFF gives school districts more flexibility in deciding how to use state funds. In exchange, school districts must work with parents, educators, students, and the community to develop a Local Control and Accountability Plan (LCAP) that shows how they will use these funds to serve students.



This chart provides a quick summary of how much Astronaut Jose M. Hernandez Academy plans to spend for 2024-25. It shows how much of the total is tied to planned actions and services in the LCAP.

The text description of the above chart is as follows: Astronaut Jose M. Hernandez Academy plans to spend \$4709213 for the 2024-25 school year. Of that amount, \$3451881 is tied to actions/services in the LCAP and \$1,257,332 is not included in the LCAP. The budgeted expenditures that are not included in the LCAP will be used for the following:

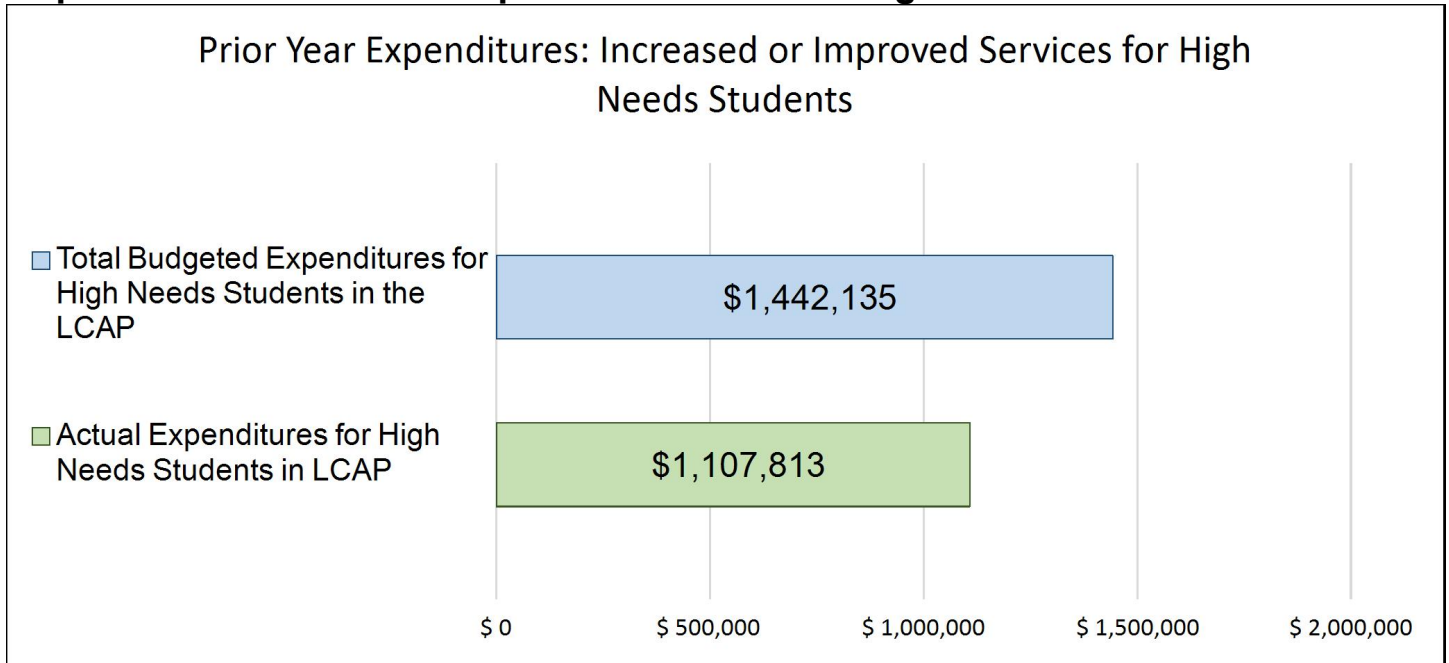
Funds not included in the LCAP consist of Child Nutrition, Special Education Entitlement/Encroachment, Services & Other Operating Expenses, and Depreciation Expenses.

Increased or Improved Services for High Needs Students in the LCAP for the 2024-25 School Year

In 2024-25, Astronaut Jose M. Hernandez Academy is projecting it will receive \$761064 based on the enrollment of foster youth, English learner, and low-income students. Astronaut Jose M. Hernandez Academy must describe how it intends to increase or improve services for high needs students in the LCAP. Astronaut Jose M. Hernandez Academy plans to spend \$789685 towards meeting this requirement, as described in the LCAP.

LCFF Budget Overview for Parents

Update on Increased or Improved Services for High Needs Students in 2023-24



This chart compares what Astronaut Jose M. Hernandez Academy budgeted last year in the LCAP for actions and services that contribute to increasing or improving services for high needs students with what Astronaut Jose M. Hernandez Academy estimates it has spent on actions and services that contribute to increasing or improving services for high needs students in the current year.

The text description of the above chart is as follows: In 2023-24, Astronaut Jose M. Hernandez Academy's LCAP budgeted \$1442135 for planned actions to increase or improve services for high needs students. Astronaut Jose M. Hernandez Academy actually spent \$1107813 for actions to increase or improve services for high needs students in 2023-24.

2023–24 Local Control and Accountability Plan Annual Update

The instructions for completing the 2023–24 Local Control and Accountability Plan (LCAP) Annual Update follow the template.

Local Educational Agency (LEA) Name	Contact Name and Title	Email and Phone
Astronaut Jose M. Hernandez Academy	Donita Drulias-Daumer Principal	ddruliasdaumer@eccacadmies.org 209-830-9219

Goals and Actions

Goal

Goal #	Description
1	All students will improve their academic achievement in order to meet and / or exceed grade level standards to graduate college and career ready.

Measuring and Reporting Results

Metric	Baseline	Year 1 Outcome	Year 2 Outcome	Year 3 Outcome	Desired Outcome for 2023–24
1a. Teachers appropriately assigned and fully credentialed in the subject areas, and for the pupils they are teaching. (CALPADS)	100% (2020-21 CALPADS)	100% (2020-2021 SARC)	100% (2021-2022 (SARC)	80%	100%
1b. Sufficient access to standards-aligned instructional materials.(Board Resolution)	100% (2020-21 Board Resolution No. 21-0811A dated August 11, 2020)	100% (2021-2022 Board Resolution No. 22-0914B dated September 14, 2021)	100%	100%	100%
1c. School Facilities are maintained and in good repair. (FIT Tool)	100% (2020-2021 FIT Tool)	100% (2021-2022 FIT Tool)	100% (2021-2022 FIT Tool)	100%	100%
2a. LCFF Priority 2 Self - Reflection Tool on Recently Adopted Academic Standards and/or Curriculum Framework(Local Indicator, LCFF	LCFF Priority 2/Question #1 - Rate the LEA's progress in providing professional learning for teaching to the recently adopted	LCFF Priority 2/Question #1 - Rate the LEA's progress in providing professional learning for teaching to the recently adopted		LCFF Priority 2/Question #1 - Rate the LEA's progress in providing professional learning for teaching to the recently adopted	LCFF Priority 2/Question #1 - Rate the LEA's progress in providing professional learning for teaching to the recently adopted

Metric	Baseline	Year 1 Outcome	Year 2 Outcome	Year 3 Outcome	Desired Outcome for 2023–24
<p>Priority 2 Self - Reflection Tool)</p> <p>Rating Scale (lowest to highest):</p> <p>1 – Exploration and Research Phase</p> <p>2 – Beginning Development</p> <p>3 –Initial Implementation</p> <p>4 –Full Implementation</p> <p>5 – Full Implementation and Sustainability</p>	<p>academic standards and/or curriculum frameworks identified below</p> <p>ELA: ---5</p> <p>ELD: ---4</p> <p>Mathematics: ---5</p> <p>Next Generation Science Standards: ---3</p> <p>History-Social Science: ---2</p> <p>LCFF Priority 2/ Question #2 -Rate the LEA's progress in making instructional materials that are aligned to the recently adopted academic standards and/or curriculum frameworks identified below.</p> <p>ELA: ---5</p> <p>ELD: ---5</p> <p>Mathematics: ---5</p> <p>Next Generation Science Standards: ---3</p> <p>History-Social Science: ---2</p>	<p>academic standards and/or curriculum frameworks identified below</p> <p>ELA: ---5</p> <p>ELD: ---5</p> <p>Mathematics: ---5</p> <p>Next Generation Science Standards: ---3</p> <p>History-Social Science: ---3</p> <p>LCFF Priority 2/ Question #2 -Rate the LEA's progress in making instructional materials that are aligned to the recently adopted academic standards and/or curriculum frameworks identified below.</p> <p>ELA: ---5</p> <p>ELD: ---5</p> <p>Mathematics: ---5</p> <p>Next Generation Science Standards: ---4</p> <p>History-Social Science: ---3</p>		<p>academic standards and/or curriculum frameworks identified below</p> <p>ELA: ---5</p> <p>ELD: ---5</p> <p>Mathematics: ---5</p> <p>Next Generation Science Standards: ---4</p> <p>History-Social Science: ---5</p> <p>LCFF Priority 2/ Question #2 -Rate the LEA's progress in making instructional materials that are aligned to the recently adopted academic standards and/or curriculum frameworks identified below.</p> <p>ELA: ---5</p> <p>ELD: ---5</p> <p>Mathematics: ---5</p> <p>Next Generation Science Standards: ---5</p> <p>History-Social Science: ---4</p>	<p>academic standards and/or curriculum frameworks identified below</p> <p>ELA: ---5</p> <p>ELD: ---5</p> <p>Mathematics: ---5</p> <p>Next Generation Science Standards: ---5</p> <p>History-Social Science: ---5</p> <p>LCFF Priority 2/ Question #2 -Rate the LEA's progress in making instructional materials that are aligned to the recently adopted academic standards and/or curriculum frameworks identified below.</p> <p>ELA: ---5</p> <p>ELD: ---5</p> <p>Mathematics: ---5</p> <p>Next Generation Science Standards: ---5</p> <p>History-Social Science: ---5</p>
4a. Statewide/ Local Assessments (Local Indicator) -	5% Annual Increase Meets or Exceeds Standard	5% Annual Increase Meets or Exceeds Standard	Listed below are MAP Reading Fluency Assessments Spring	Listed below are iReady Reading Fluency Assessments	68% Overall Meets or Exceeds Standard

Metric	Baseline	Year 1 Outcome	Year 2 Outcome	Year 3 Outcome	Desired Outcome for 2023–24
Percentage of students who meet or exceed standard on the NWEA Math and Reading Measures of Academic Performance (MAP) assessment	<p>Spring 2021 Growth Math Assessments</p> <p>KN Meet or Exceed Grade Level =41% Mean RIT = 161.1</p> <p>1st Grade Meet or Exceed Grade Level = 12% Mean RIT = 160.1</p> <p>2nd Grade Meet or Exceed Grade Level = 5% Mean RIT = 173.1</p> <p>3rd Grade Meet or Exceed Grade Level = 7% Mean RIT = 178.3</p> <p>4th Grade Meet or Exceed Grade Level = 4% Mean RIT = 190.6</p> <p>5th Grade Meet or Exceed Grade Level = 0% Mean RIT = 197.9</p> <p>6th Grade Meet or Exceed Grade Level = 9%</p>	<p>Spring 2021 Growth Math Assessments</p> <p>KN Meet or Exceed Grade Level = 65% Mean RIT = 152.1</p> <p>1st Grade Meet or Exceed Grade Level = 30% Mean RIT = 161.6</p> <p>2nd Grade Meet or Exceed Grade Level = 19% Mean RIT = 173.4</p> <p>3rd Grade Meet or Exceed Grade Level = 24% Mean RIT = 184.5</p> <p>4th Grade Meet or Exceed Grade Level = 10% Mean RIT = 188.1</p> <p>5th Grade Meet or Exceed Grade Level = 14% Mean RIT = 193.9</p> <p>6th Grade Meet or Exceed Grade Level = 21%</p>	<p>Term (May 2022) results that students met or exceeded grade level standard:</p> <p>Kindergarten 1st Grade Foundational Skills Phonological Awareness 60% 0% 0% 0% Phonics/ Word Recognition 70% 0% 0% 0% Listening Comprehension 70% 27.3% 44.8% 44%</p> <p>Oral Reading Skills Oral Reading Fluency 5% 13.6% 3.4% 44%</p> <p>Spring Term (May 2022) Growth ELA Assessments</p> <p>Grade Mean RIT 4th 219.2 5th 216 6th 199.1 7th 190.1 8th 182</p>	<p>Spring Term (December 2023) results that students met or exceeded grade level standard:</p> <p>Kindergarten 1st Grade Foundational Skills Phonological Awareness 65% Phonics/ High Frequency Word Recognition 46%</p> <p>Spring 2023 SBAC Scores ELA Overall 17.15% Met or Exceeded the standard</p> <p>3rd Grade Met or Exceeded = 32.14% Level 2 - 25.00% Level 1 - 42.86 %</p> <p>4th Grade Met or Exceeded = 5.00% Level 2 - 15.00% Level 1 - 80.00%</p>	

Metric	Baseline	Year 1 Outcome	Year 2 Outcome	Year 3 Outcome	Desired Outcome for 2023–24
	<p>Mean RIT = 207.6</p> <p>7th Grade Meet or Exceed Grade Level = 5% Mean RIT = 206.4</p> <p>8th Grade Meet or Exceed Grade Level = 0% Mean RIT = 207.3</p> <p>May 2021 (Spring Term) MAP Reading Fluency Assessments Students that Met or Exceeded Grade Level Standard</p> <p>Foundational Skills Assessments</p> <p>Phonological Awareness KN 1st Gr. 2nd Gr. 3rd Gr. 28% 0% 0% 0%</p> <p>Phonics/ Word Recognition KN 1st Gr. 2nd Gr. 3rd Gr. 17% 0% 0% 0%</p> <p>Listening Comprehension</p>	<p>Mean RIT = 207.6</p> <p>7th Grade Meet or Exceed Grade Level = 36% Mean RIT = 216.4</p> <p>8th Grade Meet or Exceed Grade Level = 32% Mean RIT = 213.9</p> <p>May 2021 (Spring Term) MAP Reading Fluency Assessments Students that Met or Exceeded Grade Level Standard</p> <p>Foundational Skills Assessments</p> <p>Phonological Awareness KN 1st Gr. 2nd Gr. 3rd Gr. 60% 0% 0% 0%</p> <p>Phonics/ Word Recognition KN 1st Gr. 2nd Gr. 3rd Gr. 70% 0% 0% 0%</p> <p>Listening Comprehension</p>	<p>Spring Term (May 2022) Growth Math Assessments Grade Mean RIT Kinder 152.1 1st 161.6 2nd 173.4 3rd 184.5 4th 188.1 5th 193.9 6th 204.3 7th 216.4 8th 213.9</p> <p>Spring 2022 SBAC Scores ELA Overall 17.93% Met or Exceeded the standard</p> <p>3rd Grade Met or Exceeded = 4.17% Level 2 - 8.33% Level 1 - 87.50 %</p> <p>4th Grade Met or Exceeded = 12% Level 2 - 12% Level 1 - 76%</p> <p>5th Grade Met or Exceeded = 10.35%</p>	<p>5th Grade Met or Exceeded = 14.81% Level 2 - 18.52% Level 1 - 66.87%</p> <p>6th Grade Met or Exceeded = 21.74% Level 2 - 34.78% Level 1 - 43.48%</p> <p>7th Grade Met or Exceeded = 11.12% Level 2 - 22.22% Level 1 - 66.67%</p> <p>8th Grade Met or Exceeded = 12.50% Level 2 - 50.00% Level 1 - 37.50%</p> <p>Math SBAC Overall - 8.57 % Met/Exceeded</p> <p>3rd Grade Met or Exceeded = 17.85% Level 2 = 28.57% Level 1 - 53.57 %</p> <p>4th Grade Met or Exceeded = 5.00%</p>	

Metric	Baseline	Year 1 Outcome	Year 2 Outcome	Year 3 Outcome	Desired Outcome for 2023–24
	KN 1st Gr. 2nd Gr. 3rd Gr. 61% 41% 53% 43%	KN 1st Gr. 2nd Gr. 3rd Gr. 70% 27% 45% 44%	Level 2 - 10.34% Level 1 - 79.31%	Level 2 - 10.00% Level 1 - 85.00%	
	Picture Vocabulary KN 1st Gr. 2nd Gr. 3rd Gr. 50% 64% 74% 57%	Picture Vocabulary KN 1st Gr. 2nd Gr. 3rd Gr. 80% 50% 55% 48%	6th Grade Met or Exceeded = 9.10% Level 2 - 27.27% Level 1 - 63.64%	5th Grade Met or Exceeded = 3.70% Level 2 - 14.81% Level 1 - 81.48%	
	Oral Reading Skills Assessments	Oral Reading Skills Assessments	7th Grade Met or Exceeded = 34.61%	6th Grade Met or Exceeded = 13.04%	
	Oral Reading Fluency KN 1st Gr. 2nd Gr. 3rd Gr. 100% 66% 38% 35%	Oral Reading Fluency KN 1st Gr. 2nd Gr. 3rd Gr. 5% 14% 3% 20%	Level 2 - 46.15% Level 1 - 19.23%	Level 2 - 8.70% Level 1 - 78.26%	
	Spring 2021 Growth Reading Assessments	Spring 2021 Growth Reading Assessments	8th Grade Met or Exceeded = 42.1% Level 2 - 31.58% Level 1 - 26.32%	7th Grade Met or Exceeded = 5.56% Level 2 - 33.33% Level 1 - 61.11%	
	4th Grade Meet or Exceed Grade Level = 8% Mean RIT = 189.3	26% Annual Increase Meets or Exceeds	Math SBAC Overall - 4.26 % Met/Exceeded	8th Grade Met or Exceeded = 4.17%	
	5th Grade Meet or Exceed Grade Level = 12% Mean RIT = 195.2	Growth Reading Assessments	3rd Grade Met or Exceeded = 0%	Level 2 - 16.67% Level 1 - 79.17%	
	6th Grade Meet or Exceed Grade Level = 14% Mean RIT = 204.6	4th Grade Meet or Exceed Grade Level = 10% Mean RIT = 182	Level 2 - 26.92% Level 1 - 73.08 %		
	7th Grade	5th Grade Meet or Exceed Grade Level = 16% Mean RIT = 190.1	4th Grade Met or Exceeded = 4.55% Level 2 - 22.73% Level 1 - 72.73%		

Metric	Baseline	Year 1 Outcome	Year 2 Outcome	Year 3 Outcome	Desired Outcome for 2023–24
	<p>Meet or Exceed Grade Level = 17% Mean RIT = 206.1</p> <p>8th Grade Meet or Exceed Grade Level = 0% Mean RIT = 204.9</p>	<p>6th Grade Meet or Exceed Grade Level = 17% Mean RIT = 199.1</p> <p>7th Grade Meet or Exceed Grade Level = 73% Mean RIT = 216</p> <p>8th Grade Meet or Exceed Grade Level = 53% Mean RIT = 219.2</p>	<p>5th Grade Met or Exceeded = 3.70% Level 2 - 7.41% Level 1 - 88.89%</p> <p>6th Grade Met or Exceeded = 4.55% Level 2 - 13.64% Level 1 - 81.82%</p> <p>7th Grade Met or Exceeded = 12% Level 2 - 40.00% Level 1 - 48.00%</p> <p>8th Grade Met or Exceeded = 0% Level 2 - 26.32% Level 1 - 73.68%</p>		
4e. Percentage of English Learner students who make progress toward English proficiency	57% Annual progress (2018-2019 2019-2020 Summative ELPAC scores)	63% (2020-2021 Summative ELPAC scores)	35.85% (2021-2022 Summative ELPAC scores)	61.4% (2022-2023 Summative ELPAC scores)	100% Annual Progress
4f. Percentage of English Learners who	6.8%	1.92% (1 Student)	Level 1 - 30.19% Level 2 - 33.96%	Level 1 - 9.62% Level 2 - 55.77%	8 Students Annually

Metric	Baseline	Year 1 Outcome	Year 2 Outcome	Year 3 Outcome	Desired Outcome for 2023–24
meet District standards to be Reclassified as Fluent English Proficient	(2019-2020 Summative ELPAC and Local Assessments 71.40% 5 Students)	(2021-2022 Summative ELPAC and Local Assessments)	Level 3 - 32.08% Level 4 - 3.77%	Level 3 - 28.85% Level 4 - 5.77%	
7a. Percentage of students who have access to a broad course of study that includes all of the subject areas included in EC Section 51210 and EC Section 51220	100% (2020-2021 Master Schedules and Course Offerings)	100% (2021-2022 Master Schedule, SIS, Beyond SST, CALPADS)	100% (2022-2023 Master Schedule, Aries, SST, CALPADS)	100% (2023-2024 Master Schedule, Aries, SST, CALPADS)	100%
7b. Programs/Services developed and provided to unduplicated pupils	100% (2020-2021 Schedules, class lists, CALPADS)	100% (2021-2022 Schedules, class lists, CALPADS)	100% (2022-2023 Schedules, Aries, class lists, CALPADS)	100% (2023-2024 Schedule, Aries, Class lists, CALPADS)	100%
7c. Programs/Services developed and provided to individuals with exceptional needs.	100% (2020-2021 Schedules, SEIS, Beyond SST, CALPADS)	100% (2021-2022 Schedules, SEIS, Beyond SST, CALPADS)	100% (2022-2023 Schedules, Aries, SST, IEP, CALPADS)	100% (2023-2024 Schedules, Aries, SST, IEP, CALPADS)	100%
8a. Other Pupil Outcomes - Students have access to all adopted course of study	100% Participation (2020-2021 NWEA)	98% Participation (2021-2022 Spring Term NWEA)	98% Participation (Spring 2021-2022)	100% (Spring 2022-2023)	100% Participation

Goal Analysis

An analysis of how this goal was carried out in the previous year.

A description of any substantive differences in planned actions and actual implementation of these actions.

The previous year, goal one focused on ensuring all students were meaningfully engaged in rigorous, standard aligned, culturally responsive academic programming. The implementation saw teachers being provided release time for each grade level/content teams to have regular internalization time and support so teachers can customize grade level curriculum. In addition, we purchased needed curriculum replacements to ensure all core subjects have standards-based and board approved curriculum. Teachers are provided time in school to engage in weekly data discussions to analyze common formative assessments and discuss next steps and supports for students who require it. Some teachers had the opportunity to attend CORE Science of Reading PD which led to higher academic achievement of the I-Ready.

We were able to expand our after school program and making sure the program runs additional days outside of the school year. Homework support, enrichments and academic support was provided.

While most activities were aligned with our plan, we were not able to send all teaching staff to the Core Science of Reading PD. We Purchased needed Chromebooks so that all students had devices (1:1) and access to regular grade-level content practice experiences. We purchase intervention curriculum (i-Ready, Intervention Literacy Books, Ready A-Z etc). Provide Training using I-Ready data. We purchased intervention books/materials. We purchased leveled readers by two different publishers.

An explanation of material differences between Budgeted Expenditures and Estimated Actual Expenditures and/or Planned Percentages of Improved Services and Estimated Actual Percentages of Improved Services.

The budgeted expenditures for Goal 1 were _____, while the actual expenditures amount to _____. The variance is attributed to (reasons for differences), impacting the planned vs actual services.

An explanation of how effective or ineffective the specific actions were in making progress toward the goal during the three-year LCAP cycle.

Regarding the effectiveness of our action in meeting Goal 1 during this LCAP cycle, we focused on collecting meaningful data and analyzing our school wide formative assessments. Our school wide matrix across grade levels are significantly low due to us taking over a CSI school. We were able to give our teachers planning time in order to collaborate with our intervention teacher to provide best supports, strategies, and practices needed in the classrooms. We were unable to purchased the (TK-6th) additional Phonics supplemental curriculum or Phonemic Awareness supplemental curriculum (Heggerty and Sipps) for use in core program, which we will purchase the 2024-2024 school year.

A description of any changes made to the planned goal, metrics, desired outcomes, or actions for the coming year that resulted from reflections on prior practice.

Based on our analysis, we have made the adjustments in purchasing the additional Phonics supplemental curriculum or Phonemic Awareness supplemental curriculum (Heggerty and Sipps). To address this, we are implementing a new approach by having our Reading Intervention Specialist who is train in CORE Science of Reading, who will provide monthly professional developments to all teachers to provide additional strategies, practices, ideas to help support teachers in their reading instruction.

A report of the Total Estimated Actual Expenditures for last year's actions may be found in the Annual Update Table. A report of the Estimated Actual Percentages of Improved Services for last year's actions may be found in the Contributing Actions Annual Update Table.

Goals and Actions

Goal

Goal #	Description
2	Strengthen our participation with Families and Stakeholders in a variety of strategic opportunities to deepen family partnerships to build engaging and safe learning environments.

Measuring and Reporting Results

Metric	Baseline	Year 1 Outcome	Year 2 Outcome	Year 3 Outcome	Desired Outcome for 2023–24
3a. Involve parents to seek input in making decisions for the school district. (SurveyMonkey, Meeting agendas, sign in sheets	5% 2019-2020 Parent Involvement	*****LCFF Priority 3 Self - Reflection Tool***** Section 1: Building Relationships Between School Staff and Families Q1 - Q2 - Q3 - Q4 - Section2: Building Partnerships for Student Outcomes Q5 - Q6 - Q7 - Q8 - Section 3: Seeking Input for Decision - Making Q9 -		81% of families participated in our Mid Year Survey. 9% parent involvement during parent community meetings (ELAC/Community Council/LCAP).	*****LCFF Priority 3 Self - Reflection Tool***** Section 1: Building Relationships Between School Staff and Families Q1 - 5-Full Implementation and Sustainability Q2 - 5-Full Implementation and Sustainability Q3 - 5-Full Implementation and Sustainability Q4 - 4-Full Implementation and Sustainability Section2: Building Partnerships for Student Outcomes

Metric	Baseline	Year 1 Outcome	Year 2 Outcome	Year 3 Outcome	Desired Outcome for 2023–24
		Q10 - Q11 - Q12 - (revised January 2022 LCFF Priority 3 Self - Reflection Tool)			Q5 - 4-Full Implementation and Sustainability Q6 - 4-Full Implementation and Sustainability Q7 - 5-Full Implementation and Sustainability Q8 - 4-Full Implementation and Sustainability Section 3: Seeking Input for Decision - Making Q9 - 5-Full Implementation and Sustainability Q10 - 4-Full Implementation and Sustainability Q11 - 4-Full Implementation and Sustainability Q12 - 4-Full Implementation and Sustainability (revised January 2022 LCFF Priority 3 Self Reflection Tool)
5a. School Attendance Rate - The percentage of	90.78%	94%		90.5%	95%

Metric	Baseline	Year 1 Outcome	Year 2 Outcome	Year 3 Outcome	Desired Outcome for 2023–24
Students' Average Daily Attendance (ADA)	(2020-2021 Attendance Rates, P8, SIS)	(2021-2022 Attendance Rates, P8 SIS)		(2023-2024 Attendance Rates, P8 SIS)	
5b. Percentage of students identified as Chronically Absent- Students who are absent from school 10% or more for the total number of days that they are enrolled in school.	25.3% (2019-2020 Chronic Absenteeism Rate)	33% (2020-2021 Chronic Absenteeism Rate, DataQuest)		51.2% (2022-2023 Chronic Absenteeism Rate, DataQuest)	0%
5c. Middle School dropout rate	***% (2020-2021 dropout rate CALPADS)	0% ****Certica**** (2021-2022 dropout rate, CALPADS)	0% drop-out rate (2022-2023)	0% drop-out rate (2023-2024)	0%
6a. The percentage of students who are suspended at least once during the academic year.	1.4% (2019-2020 Pupil Suspension Rate)	1.5% (2020-2021 Pupil Suspension Rate, DataQuest)	.02% (pupil suspension rate Aries)	2.6% (2022-2023 Pupil Suspension Rate, DataQuest)	0%
6b. Pupil Expulsion Rate - The percentage of students who are expelled from the district during the academic year.	0% (2019- 2020 Pupil Expulsion Rate)	0% (2020-2021 Pupil Expulsion Rate, CALPADS)	0% (2022-2023 Pupil Expulsion Rate, CALPADS)	0% (2022-2023 Pupil Expulsion Rate, CALPADS)	0%
6c. Percentage of Teachers, other Staff, Parents and Students who feel the school is safe and welcoming.	33% (2019-2020 School Climate Survey)	79% (2021-2022 School Climate Survey, Survey Monkey)	No survey (2022-2023)	81% of families participated in our Mid Year Survey (2023-2024).	100%

Goal Analysis

An analysis of how this goal was carried out in the previous year.

A description of any substantive differences in planned actions and actual implementation of these actions.

In the previous year, Goal 2 focused on strengthening our participation with Families and Stakeholders in a variety of strategic opportunities to deepen family partnerships to build engaging and safe learning environments. We engaged with educational partners via meetings, trainings and surveys. We addressed school academic issues, programs, policies, attendance and safe school issues to help inform decisions at both student and site levels as needed. We effectively developed a school to home communication program using multiple systems to best support family needs. We held 3 school site counsel meetings which included translation, student performances and child care. We provided student/family counseling and support services with a focus on English Learners, Foster and Homeless Youth, and students at risk. We promoted good attendance by using award incentives and recognition and hired additional office support.

An explanation of material differences between Budgeted Expenditures and Estimated Actual Expenditures and/or Planned Percentages of Improved Services and Estimated Actual Percentages of Improved Services.

An explanation of how effective or ineffective the specific actions were in making progress toward the goal during the three-year LCAP cycle.

Regarding the effectiveness of our actions in meeting goal 2 during the LCAP cycle, we focused on prioritizing decreasing our absenteeism. Because we promoted good attendance by using incentives and hiring additional office support, we decreased our attendance absenteeism. WE addressed communication by using the platform Class Dojo for parents and students, and we were able to meet their needs, which was quick and efficient. It contributed to maintaining a positive school culture. In addition, our counseling support for students and families, helped support attendance and social emotional well being during the year.

A description of any changes made to the planned goal, metrics, desired outcomes, or actions for the coming year that resulted from reflections on prior practice.

Based on our building availability, we were not able to hold monthly social and emotional trainings for parents. The change we will make will be to provide the social and emotional training via zoom and/or self-paced video options. This revised strategy aims to assist with our school culture.

A report of the Total Estimated Actual Expenditures for last year's actions may be found in the Annual Update Table. A report of the Estimated Actual Percentages of Improved Services for last year's actions may be found in the Contributing Actions Annual Update Table.

Goals and Actions

Goal

Goal #	Description
3	We will ensure our scholars have access to a team of diverse, effective and thriving professionals who are supported through regular coaching and show up their best culturally responsive teaching.

Measuring and Reporting Results

Metric	Baseline	Year 1 Outcome	Year 2 Outcome	Year 3 Outcome	Desired Outcome for 2023–24

Goal Analysis

An analysis of how this goal was carried out in the previous year.

A description of any substantive differences in planned actions and actual implementation of these actions.

In the previous year goal 3 focused on ensuring all our scholars had access to a team of diverse, effective and thriving professionals who were supported through regular coaching and enacted culturally responsive practices. All teachers have had professional learning plans and an instructional coach. Teachers received individualized monthly coaching. The professional learning plans were written and reviewed throughout the year and a rubric was used to plan the goals.

An explanation of material differences between Budgeted Expenditures and Estimated Actual Expenditures and/or Planned Percentages of Improved Services and Estimated Actual Percentages of Improved Services.

An explanation of how effective or ineffective the specific actions were in making progress toward the goal during the three-year LCAP cycle.

Regarding the effectiveness of our actions in meeting goal 3 during this LCAP cycle, we focused on prioritizing teacher effectiveness through coaching. The outcome was better internalization of standards based curriculum, effective lesson planning and growth in student data.

A description of any changes made to the planned goal, metrics, desired outcomes, or actions for the coming year that resulted from reflections on prior practice.

Based on our analysis, we made adjustments to our culturally responsive development for staff members due to lack of resources and training. The principal is currently working with 2 coaches with a focus on culturally responsive teaching. Our instructional rounds will include culturally responsive teaching strategies.

A report of the Total Estimated Actual Expenditures for last year's actions may be found in the Annual Update Table. A report of the Estimated Actual Percentages of Improved Services for last year's actions may be found in the Contributing Actions Annual Update Table.

Goals and Actions

Goal

Goal #	Description
4	

Measuring and Reporting Results

Metric	Baseline	Year 1 Outcome	Year 2 Outcome	Year 3 Outcome	Desired Outcome for 2023–24

Goal Analysis

An analysis of how this goal was carried out in the previous year.

A description of any substantive differences in planned actions and actual implementation of these actions.

An explanation of material differences between Budgeted Expenditures and Estimated Actual Expenditures and/or Planned Percentages of Improved Services and Estimated Actual Percentages of Improved Services.

An explanation of how effective or ineffective the specific actions were in making progress toward the goal during the three-year LCAP cycle.

A description of any changes made to the planned goal, metrics, desired outcomes, or actions for the coming year that resulted from reflections on prior practice.

A report of the Total Estimated Actual Expenditures for last year's actions may be found in the Annual Update Table. A report of the Estimated Actual Percentages of Improved Services for last year's actions may be found in the Contributing Actions Annual Update Table.

Goals and Actions

Goal

Goal #	Description
5	

Measuring and Reporting Results

Metric	Baseline	Year 1 Outcome	Year 2 Outcome	Year 3 Outcome	Desired Outcome for 2023–24

Goal Analysis

An analysis of how this goal was carried out in the previous year.

A description of any substantive differences in planned actions and actual implementation of these actions.

An explanation of material differences between Budgeted Expenditures and Estimated Actual Expenditures and/or Planned Percentages of Improved Services and Estimated Actual Percentages of Improved Services.

An explanation of how effective or ineffective the specific actions were in making progress toward the goal during the three-year LCAP cycle.

A description of any changes made to the planned goal, metrics, desired outcomes, or actions for the coming year that resulted from reflections on prior practice.

A report of the Total Estimated Actual Expenditures for last year's actions may be found in the Annual Update Table. A report of the Estimated Actual Percentages of Improved Services for last year's actions may be found in the Contributing Actions Annual Update Table.

Instructions

For additional questions or technical assistance related to the completion of the Local Control and Accountability Plan (LCAP) template, please contact the local county office of education (COE), or the California Department of Education’s (CDE’s) Local Agency Systems Support Office, by phone at 916-319-0809 or by email at lcff@cde.ca.gov.

Complete the prompts as instructed for each goal included in the 2023–24 LCAP. Duplicate the tables as needed. The 2023–24 LCAP Annual Update must be included with the 2024–25 LCAP.

Goals and Actions

Goal(s)

Description:

Copy and paste verbatim from the 2023–24 LCAP.

Measuring and Reporting Results

- Copy and paste verbatim from the 2023–24 LCAP.

Metric:

- Copy and paste verbatim from the 2023–24 LCAP.

Baseline:

- Copy and paste verbatim from the 2023–24 LCAP.

Year 1 Outcome:

- Copy and paste verbatim from the 2023–24 LCAP.

Year 2 Outcome:

- Copy and paste verbatim from the 2023–24 LCAP.

Year 3 Outcome:

- When completing the 2023–24 LCAP Annual Update, enter the most recent data available. Indicate the school year to which the data applies.

Desired Outcome for 2023–24:

- Copy and paste verbatim from the 2023–24 LCAP.

Timeline for completing the “Measuring and Reporting Results” part of the Goal.

Metric	Baseline	Year 1 Outcome	Year 2 Outcome	Year 3 Outcome	Desired Outcome for Year 3 (2023–24)
Copy and paste verbatim from the 2023–24 LCAP.	Copy and paste verbatim from the 2023–24 LCAP.	Copy and paste verbatim from the 2023–24 LCAP.	Copy and paste verbatim from the 2023–24 LCAP.	Enter information in this box when completing the 2023–24 LCAP Annual Update.	Copy and paste verbatim from the 2023–24 LCAP.

Goal Analysis

Using actual annual measurable outcome data, including data from the Dashboard, analyze whether the planned actions were effective in achieving the goal. Respond to the prompts as instructed.

A description of any substantive differences in planned actions and actual implementation of these actions.

- Describe the overall implementation of the actions to achieve the articulated goal. Include a discussion of relevant challenges and successes experienced with the implementation process. This must include any instance where the LEA did not implement a planned action or implemented a planned action in a manner that differs substantively from how it was described in the adopted LCAP.

An explanation of material differences between Budgeted Expenditures and Estimated Actual Expenditures and/or Planned Percentages of Improved Services and Estimated Actual Percentages of Improved Services.

- Explain material differences between Budgeted Expenditures and Estimated Actual Expenditures and between the Planned Percentages of Improved Services and Estimated Actual Percentages of Improved Services, as applicable. Minor variances in expenditures or percentages do not need to be addressed, and a dollar-for-dollar accounting is not required.

An explanation of how effective or ineffective the specific actions were in making progress toward the goal during the three-year LCAP cycle.

- Describe the effectiveness or ineffectiveness of the specific actions in making progress toward the goal during the three-year LCAP cycle. “Effectiveness” means the degree to which the actions were successful in producing the desired result and “ineffectiveness” means that the actions did not produce any significant or desired result.
 - In some cases, not all actions in a goal will be intended to improve performance on all of the metrics associated with the goal.
 - When responding to this prompt, LEAs may assess the effectiveness of a single action or group of actions within the goal in the context of performance on a single metric or group of specific metrics within the goal that are applicable to the action(s). Grouping actions with metrics will allow for more robust analysis of whether the strategy the LEA is using to impact a specified set of metrics is working and increase transparency for educational partners. LEAs are encouraged to use such an approach when goals include multiple actions and metrics that are not closely associated.
 - Beginning with the development of the 2024–25 LCAP, the LEA must change actions that have not proven effective over a three-year period.

A description of any changes made to the planned goal, metrics, desired outcomes, or actions for the coming year that resulted from reflections on prior practice.

- Describe any changes made to this goal, expected outcomes, metrics, or actions to achieve this goal as a result of this analysis and analysis of the data provided in the Dashboard or other local data, as applicable.
 - As noted above, beginning with the development of the 2024–25 LCAP, the LEA must change actions that have not proven effective over a three-year period. For actions that have been identified as ineffective, the LEA must identify the ineffective action and must include a description of the following:
 - The reasons for the ineffectiveness, and
 - How changes to the action will result in a new or strengthened approach.

California Department of Education
November 2023

Local Control and Accountability Plan

The instructions for completing the Local Control and Accountability Plan (LCAP) follow the template.

Local Educational Agency (LEA) Name	Contact Name and Title	Email and Phone
Astronaut Jose M. Hernandez Academy	Donita Drulias-Daumer Principal	ddruliasdaumer@eccacadmies.org 209-830-9219

Plan Summary [2024-25]

General Information

A description of the LEA, its schools, and its students in grades transitional kindergarten–12, as applicable to the LEA.

Astronaut Jose M Hernandez is a direct-funded countywide benefit charter school located in San Joaquin County. It is chartered through New Jerusalem. Astronaut Jose M Hernandez began serving students in the Stockton community during the 2022-23 school year. We served approximately 220 students. For the 23-24 school year we serve approximately 214 students in grades TK-8. Currently, the school’s demographic profile is 73.8% Latino/Latina/Hispanic, 10.3% African American, 2.8% Asian, 1.9% White, 1.4 % Nave Hawaiian/Other Pacific Islander, and 3.3% multiple ethnicity. 78.5% of the student body are eligible for the free and reduced priced meals program. 20.6% percent of students are classified as English Language Learners and 16.4% of our students receive Special Education services. Currently, 0% of our students are Foster Youth.

Reflections: Annual Performance

A reflection on annual performance based on a review of the California School Dashboard (Dashboard) and local data.

Based on the results of the California Dashboard and our educational partners report, we are pleased to show that our English Language Arts scores increased 7.3 points, our Math increased 26.1 points, and our English Learner progress increased 28%.

Our first time surveys showed 78.4% feel the school is welcoming to parents.
78.2% feel a sense of belonging to the school.
91.2% said the school provides a safe environment for their child(ren).
77.3% shared the school values the diversity of students' backgrounds.
85.3% shared the school communicates well with parents
87.3%shared that the teaching styles match their child's learning style

Based on the California Dashboard we are focusing on chronic absenteeism which showed an increase of 29.5%. Since taking over last year, Astronaut Jose M Hernandez is experiencing a high rate of students who were chronically absent. Our lowest performance on indicators for academics our English learners, Hispanic and Socioeconomically disadvantage are performing in the orange.

The following are steps that we will take to address the areas in need of improvement:

- Data discussions that center around our English Learner Hispanic, and socioeconomically disadvantage population progress and reteach strategies as well as offer intervention support.
- Attendance incentives for students, classes and grade levels.
- Reaching out to families who are struggling with attendance to check if support is needed to get student to school

Reflections: Technical Assistance

As applicable, a summary of the work underway as part of technical assistance.

N/A

Comprehensive Support and Improvement

An LEA with a school or schools eligible for comprehensive support and improvement must respond to the following prompts.

Schools Identified

A list of the schools in the LEA that are eligible for comprehensive support and improvement.

ATSI for the following student groups.

* Students with disabilities

Support for Identified Schools

A description of how the LEA has or will support its eligible schools in developing comprehensive support and improvement plans.

After conducting a needs assessment, root cause analysis, engaging with our educational partners and study of evidence based practices, we developed a theory of action to support our students with disabilities and socioeconomically disadvantaged in the areas of chronic absenteeism. The theory of action is to increase opportunities for parent engagement through workshops and community events, and implement an attendance team that consists of front office staff, teachers and support staff. We will implement a school wide attendance incentive plan that celebrates individual students and classes that are attending school on a consistent basis. We will then see improved outcomes in our students with disabilities, and socioeconomically disadvantaged. We plan to implement these as universal supports so we expect to not only improve outcomes for our students with disabilities, but for all student

groups.

Monitoring and Evaluating Effectiveness

A description of how the LEA will monitor and evaluate the plan to support student and school improvement.

Astronaut Jose M. Hernandez Academy will monitor and evaluate the implementation of the ATSI plan to meet accountability expectations. We use established benchmarks throughout the school year to support data analysis and reporting of ATSI progress. We will use data from the previous year to determine if our school wide attendance policy is working successfully. By having frequent checkpoints with the attendance team and school leadership team will guide what pivots and revisions we will make in order to support our students.

Engaging Educational Partners

A summary of the process used to engage educational partners in the development of the LCAP.

School districts and county offices of education must, at a minimum, consult with teachers, principals, administrators, other school personnel, local bargaining units, parents, and students in the development of the LCAP.

Charter schools must, at a minimum, consult with teachers, principals, administrators, other school personnel, parents, and students in the development of the LCAP.

An LEA receiving Equity Multiplier funds must also consult with educational partners at schools generating Equity Multiplier funds in the development of the LCAP, specifically, in the development of the required focus goal for each applicable school.

Educational Partner(s)	Process for Engagement
Teachers	Principal sought out input from their staff at staff meetings.
Parents	Family engagement sessions LCAP survey LCAP presentation on the area of our 22/23 goals Collected ideas, input and strategies from families
Students	Engaging students in a survey about school needs. Third through 8th grade students were surveyed.
Other school personnel	We included instructional aides, part-time staff as well as admin and coaches. Leadership discussed the LCAP for updates and input several times

A description of how the adopted LCAP was influenced by the feedback provided by educational partners.

A survey was conducted to teachers and families in order to collect data on which goals they would like to prioritize for the upcoming year. 100% of teachers and families stated they would like the school to focus on clear instructional guidelines, they wanted resources for enrichment pieces such as art, sciences, and math (more hands on projects) For priority two all of respondents said they would like the school to continue to strengthen the participation with families and stakeholders in a variety of strategic opportunities and a safe learning environment. In addition, it was clear from teachers and families to continue to provide students and staff with effective strategies of a culturally responsive school. Our goals were designed by a collaborative effort of our school site council, parent community, and our school staff. These goals are;

All students will improve their academic achievement, Strengthen our participation with Families and Educational Partners, and Ensure our scholars have access to a team of diverse, effective and thriving professionals.

Goals and Actions

Goal

Goal #	Description	Type of Goal
1	All students will improve their academic achievement in order to meet and / or exceed grade level standards to graduate college and career ready.	Focus Goal

State Priorities addressed by this goal.

<p>Priority 1: Basic (Conditions of Learning)</p> <p>Priority 2: State Standards (Conditions of Learning)</p> <p>Priority 4: Pupil Achievement (Pupil Outcomes)</p> <p>Priority 7: Course Access (Conditions of Learning)</p> <p>Priority 8: Other Pupil Outcomes (Pupil Outcomes)</p>
--

An explanation of why the LEA has developed this goal.

This goal was developed to ensure that all Astronaut Jose M Hernandez students have access to a high quality, rigorous and culturally relevant education. This goal seeks to end disproportionate academic outcomes for historically underrepresented communities, and is in alignment with our mission and vision of preparing students to be prepared to earn a college degree or to be career ready. The actions towards this goal will focus on providing high quality, standards aligned curriculum and instruction, and data-driven interventions to promote student achievement.

Measuring and Reporting Results

Metric #	Metric	Baseline	Year 1 Outcome	Year 2 Outcome	Target for Year 3 Outcome	Current Difference from Baseline
1.1	Teachers appropriately assigned and fully credentialed in the subject areas, and for the pupils they are teaching. (CALPADS)	80% (2023-24 CALPADS)			100% (2026-27)	
1.2	Sufficient access to standards-aligned instructional materials.(Board Resolution)	100% of students have access to standards aligned curricular materials.			100%	

Metric #	Metric	Baseline	Year 1 Outcome	Year 2 Outcome	Target for Year 3 Outcome	Current Difference from Baseline
1.3	School Facilities are maintained and in good repair. (FIT Tool)	100% (2022-23 FIT Tool)			100% (2026-27)	
1.4	LCFF Priority 2 Self - Reflection Tool on Recently Adopted Academic Standards and/or Curriculum Framework(Local Indicator, LCFF Priority 2 Self - Reflection Tool) Rating Scale (lowest to highest): 1 – Exploration and Research Phase 2 – Beginning Development 3 –Initial Implementation 4 –Full Implementation 5 – Full Implementation and Sustainability	LCFF Priority 2/Question #1 - Rate the LEA's progress in providing professional learning for teaching to the recently adopted academic standards and/or curriculum frameworks identified below ELA: ---5 ELD: ---5 Mathematics: ---5 Next Generation Science Standards: ---4 History-Social Science: ---5 LCFF Priority 2/ Question #2 -Rate the LEA's progress in making instructional materials that are aligned to the recently adopted academic standards and/or curriculum frameworks identified below. ELA: ---5 ELD: ---5 Mathematics: ---5 Next Generation Science Standards: ---5			LCFF Priority 2/Question #1 - Rate the LEA's progress in providing professional learning for teaching to the recently adopted academic standards and/or curriculum frameworks identified below ELA: ---5 ELD: ---5 Mathematics: ---5 Next Generation Science Standards: ---5 History-Social Science: ---5 LCFF Priority 2/ Question #2 -Rate the LEA's progress in making instructional materials that are aligned to the recently adopted academic standards and/or	

Metric #	Metric	Baseline	Year 1 Outcome	Year 2 Outcome	Target for Year 3 Outcome	Current Difference from Baseline
		History-Social Science: ---4			curriculum frameworks identified below. ELA: ---5 ELD: ---5 Mathematics: ---5 Next Generation Science Standards: ---5 History-Social Science: ---5	
1.5	Smarter Balanced Assessment (SBAC) results in ELA and Mathematics	Listed below are iReady Reading Fluency Assessments Spring Term (December 2023) results that students met or exceeded grade level standard: Kindergarten 1st Grade 2nd Grade 3rd Grade Foundational Skills Phonological Awareness 65% Phonics/ High Frequency Word Recognition 46% Spring 2023 SBAC Scores ELA Overall 17.15% Met or Exceeded the standard 3rd Grade			68% Overall Meets or Exceeds Standard in ELA and Mathematics	

Metric #	Metric	Baseline	Year 1 Outcome	Year 2 Outcome	Target for Year 3 Outcome	Current Difference from Baseline
		Met or Exceeded = 32.14% Level 2 - 25.00% Level 1 - 42.86 % 4th Grade Met or Exceeded = 5.00% Level 2 - 15.00% Level 1 - 80.00% 5th Grade Met or Exceeded = 14.81% Level 2 - 18.52% Level 1 - 66.87% 6th Grade Met or Exceeded = 21.74% Level 2 - 34.78% Level 1 - 43.48% 7th Grade Met or Exceeded = 11.12% Level 2 - 22.22% Level 1 - 66.67% 8th Grade Met or Exceeded = 12.50% Level 2 - 50.00% Level 1 - 37.50% Math SBAC Overall - 8.57 % Met/Exceeded				

Metric #	Metric	Baseline	Year 1 Outcome	Year 2 Outcome	Target for Year 3 Outcome	Current Difference from Baseline
		3rd Grade Met or Exceeded = 17.85% Level 2 = 28.57% Level 1 - 53.57 % 4th Grade Met or Exceeded = 5.00% Level 2 - 10.00% Level 1 - 85.00% 5th Grade Met or Exceeded = 3.70% Level 2 - 14.81% Level 1 - 81.48% 6th Grade Met or Exceeded = 13.04% Level 2 - 8.70% Level 1 - 78.26% 7th Grade Met or Exceeded = 5.56% Level 2 - 33.33% Level 1 - 61.11% 8th Grade Met or Exceeded = 4.17% Level 2 - 16.67% Level 1 - 79.17%				

Metric #	Metric	Baseline	Year 1 Outcome	Year 2 Outcome	Target for Year 3 Outcome	Current Difference from Baseline
1.6	Percentage of English Learner students who make progress toward English proficiency	61.4% (2022-2023 Summative ELPAC scores)			The desired outcome is 100% annual progress	
1.7	Percentage of English Learners who meet District standards to be Reclassified as Fluent English Proficient	Level 1 - 9.62% Level 2 - 55.77% Level 3 - 28.85% Level 4 - 5.77% (2022-2023 Summative ELPAC scores)			8 students annually will re-classify (2026-27 Summative ELPAC scores)	
1.8	Percentage of students who have access to a broad course of study that includes all of the subject areas included in EC Section 51210 and EC Section 51220	100% (2023-2024 Master Schedule, Aries, SST, CALPADS)			100% (Master Schedule, Aries, SST, CALPADS)	
1.9	Programs/Services developed and provided to unduplicated pupils	100% (2023-2024 Schedule, Aries, Class lists, CALPADS)			100% (Schedule, Aries, Class lists, CALPADS)	
1.10	Programs/Services developed and provided to individuals with exceptional needs.	100% (2023-2024 Schedules, Aries, SST, IEP, CALPADS)			100% (Schedules, Aries, SST, IEP, CALPADS)	
1.11	Other Pupil Outcomes - Students have access to all adopted course of study	100% (Spring 2022-2023)			100% students have access to all adopted course of study	

Goal Analysis [2023-24]

An analysis of how this goal was carried out in the previous year.

A description of overall implementation, including any substantive differences in planned actions and actual implementation of these actions, and any relevant challenges and successes experienced with implementation.

Not Applicable.

An explanation of material differences between Budgeted Expenditures and Estimated Actual Expenditures and/or Planned Percentages of Improved Services and Estimated Actual Percentages of Improved Services.

Not Applicable.

A description of the effectiveness or ineffectiveness of the specific actions to date in making progress toward the goal.

Not Applicable.

A description of any changes made to the planned goal, metrics, target outcomes, or actions for the coming year that resulted from reflections on prior practice.

Not Applicable.

Actions

Action #	Title	Description	Total Funds	Contributing
1.1	Astronaut Jose M Hernandez will become a transformational instructional program: All scholars are meaningfully engaged in rigorous, standards-aligned, curriculum and culturally responsive academic programming.	Grade Level Curriculum: 1.Purchase needed curriculum replacements to ensure that all core subjects have standards-based and board-approved curriculum 2.(Tk-6 only) Purchase additional Phonics supplemental curriculum or Phonemic Awareness supplemental curriculum (Heggerty) for use in core program (or during ELOP) 3.Provide professional development for new curriculum purchases (Wonders, Eureka Math, etc.) 4.Purchase needed chromebooks so that all students have devices (1:1) and access to regular grade-level content practice experiences 5.Purchase intervention curriculum (iReady, Intervention Literacy Books, Ready A-Z etc).Provide Training using I-Ready data. 6. Purchase intervention books/materials 7.Purchase leveled readers by two different publishers.	\$126,167.00	Yes

Action #	Title	Description	Total Funds	Contributing
		<p>8. Provide release time for each grade level/content team to have regular lesson Internalization (planning) time and support so teachers can customize grade level curriculum (which includes ensuring Culturally Responsive content and activities)</p> <p>9. Attend (send teammates) to and employ CORE Science of Reading for early literacy. (Funded with Title II funds)</p> <p>10. In accordance with the Williams Act Requirements for textbooks and curriculum</p>		
1.2	Instruction	<p>1. Provide professional development on standards-aligned curriculum (Eureka, Wonders, etc.).</p> <p>2. Co-plan PD with Intervention/literacy/math specialist, and Sped director.</p> <p>3. Provide regular time for data discussions (through shared preps, release days with substitutes, or protected time on early release days). These data discussions will focus on CFAs (Common Formative Assessments)</p> <p>4. Have admin team model data discussions and/or provide support with identifying high leverage CFAs</p> <p>5. Provide monthly professional development on Science of Reading, including time for planning small group data-informed instruction.</p> <p>6. Provide Paraprofessional support in the classrooms</p> <p>7. Send 100% of teachers to attend CORE Science of Reading PD (\$800/teacher)</p>	\$515,903.00	Yes
1.3	Intervention	<p>3. Intervention for students in need of academic, social/ emotional or behavioral support.</p> <ul style="list-style-type: none"> • Provide Reading Intervention Paraprofessional training • Provide Math Intervention Paraprofessional training (funded with Title I) • Provide training for Reading Intervention Paraprofessional • Provide staff and parents training and guidance. Include community based agencies to support our parents and students. • Hire After-School Program Educators • Provide support programs during summer school, before school programs, after school programs, students at risk of retention, 	\$355,706.00	Yes

Action #	Title	Description	Total Funds	Contributing
		including Foster and Homeless Youth, Low Income and EL students.		
1.4	Supplemental Materials and Events	4. Attendance awards, student educational trips, parent education, guest speakers, curriculum, student engagement.	\$10,000.00	No
1.5	Certificated/Classified Staffing	Fully credentialed teacher and instructional support. Personnel-Staffing meeting State requirements for Operational Services.	\$1,742,407.00	No
1.6	Certificated Staffing/Special Education	8. Fully Credentialed Teachers in Special Education will provide services to meet the needs of all students from their Individual Education Plans and support plans.	\$185,086.00	No

Goals and Actions

Goal

Goal #	Description	Type of Goal
2	Strengthen our participation with Families and Educational Partners in a variety of strategic opportunities to deepen family partnerships to build engaging and safe learning environments.	Focus Goal

State Priorities addressed by this goal.

- Priority 3: Parental Involvement (Engagement)
- Priority 5: Pupil Engagement (Engagement)
- Priority 6: School Climate (Engagement)

An explanation of why the LEA has developed this goal.

AJMHA desires to increase the relationship between home and school in order to have alignments of structures and supports for student success at school. We wish to continue to prevent behaviors before they result in Attendance or Discipline Review Team meetings. Our school desires to enrich a culture and community of safety and support between school and home/community through outreach and professional development to ensure quality instruction. To explain how the Actions and Metrics will help achieve this academic goal can be connected to research (EdResearch for Recovery, annenberg.brown.edu/recovery) showing that student relationships, school climate, and parent involvement are key factors that influence student engagement and a positive home to school partnership. Therefore, the actions affiliated with home to school connections and relationship building, increased daily attendance, and building a safe and thriving school climate of behavior and attitude is all supported by research as well as by data from our local metrics.

Measuring and Reporting Results

Metric #	Metric	Baseline	Year 1 Outcome	Year 2 Outcome	Target for Year 3 Outcome	Current Difference from Baseline
2.1	Involve parents to seek input in making decisions for the school. (Surveys, Monthly Meeting agendas, sign in sheets, classroom/school event volunteer)	5% 2022-2023 school year Parent Involvement (AJMHA Family Survey)			70% Parent Involvement (AJMHA Family Survey)	

Metric #	Metric	Baseline	Year 1 Outcome	Year 2 Outcome	Target for Year 3 Outcome	Current Difference from Baseline
2.3	School attendance rate and student engagement: Percentage of students identified as Chronically Absent. Students who are absent from school 10% or more for the total number of days that they are enrolled in school.	51.2% 2022-2023 school year chronically absent (California School Dashboard)			10% chronically absent (California School Dashboard)	
2.4	Percentage of Teachers, other Staff, Parents and Students who feel the school is safe and welcoming environment.	70.6% (AJMHA Family Survey & AJMHA Teammate)			100% (AJMHA Family Survey & AJMHA Teammate)	

Goal Analysis [2023-24]

An analysis of how this goal was carried out in the previous year.

A description of overall implementation, including any substantive differences in planned actions and actual implementation of these actions, and any relevant challenges and successes experienced with implementation.

Not Applicable.

An explanation of material differences between Budgeted Expenditures and Estimated Actual Expenditures and/or Planned Percentages of Improved Services and Estimated Actual Percentages of Improved Services.

Not Applicable.

A description of the effectiveness or ineffectiveness of the specific actions to date in making progress toward the goal.

Not Applicable.

A description of any changes made to the planned goal, metrics, target outcomes, or actions for the coming year that resulted from reflections on prior practice.

Not Applicable.

Actions

Action #	Title	Description	Total Funds	Contributing
2.1	Educational Partner Communication, Engagement and Trainings	Engage with Educational Partners via meetings, trainings and surveys. DELAC/ELAC, IEP's, SST, Educational Partner meetings. Address school academics, issues, programs, policies, attendance and safe school issues to help inform decisions at both student and site levels as needed. Develop and maintain Class Dojo for effective parent, teacher and student communication. Utilize Parent Square for more parent communication. Monthly trainings on the research and implementation of "Teach Like a Champion 2.0/3.0 (Doug Lemov). Implementation for Students and Parent Trainings for SEL (Social and Emotional Learning). Hold monthly SSC/ELAC meetings where each meeting includes student performances, food, child care, translation, and door prizes	\$0.00	Yes
2.2	Maintain Positive School Culture	2. Maintain a positive school culture utilizing awards, incentives and training for students and parents. Provide student/family counseling and support services with a focus on English Learners , Foster and Homeless Youth and students at risk. Provide trainings for all staff to support a safe and supportive learning environment. PBIS and social, emotional support and training and support systems are to be provided. Develop and Maintain Class Dojo for effective parent, teacher and student communication. Monthly trainings on the research and implementation of "Teach Like a Champion 2.0/3.0 (Doug Lemov). Implementation for Students and Parent Training for SEL (Social and Emotional Learning). Model/ JOY FACTOR - staff/students	\$0.00	Yes
2.3	Improve Student Attendance and Engagement	Parent outreach activities to promote good attendance by using awards, incentives and recognition. Communicate attendance information using AERIES data systems, Parent Square, as well as school newsletters. Increase student attendance rates with a focus on English Learners, Foster Youth and Low Income students. Provide 2-way communication meetings	\$28,007.00	Yes

Action #	Title	Description	Total Funds	Contributing
		and constant feedback to families as needed to ensure daily attendance and engagement. -social, emotional support and training and support systems are to be provided. Offer support and trainings for the office assistant to support attendance and family communication.		
2.4	Provide Robust Learning Environment	Provide education tools for all students, technology, curriculum, and extra curricular activities with an emphasis on English Learners, Foster Youth and Low Income students. Provide additional learning environments that include After School program and Summer School session.	\$488,605.00	Yes
2.5	Attendance Systems	Continue to revise and Systemize SART and SARB Attendance systems and provide information in both staff and student handbooks. Provide Clerical staff training to improve ARIES operations and reporting, as well as Parent Square and Vector Training Solutions.	\$0.00	No

Goals and Actions

Goal

Goal #	Description	Type of Goal
3	We will ensure our scholars have access to a team of diverse, effective and thriving professionals who are supported through regular coaching, professional developments, and show up their best culturally responsive teaching.	Focus Goal

State Priorities addressed by this goal.

<p>Priority 1: Basic (Conditions of Learning)</p> <p>Priority 2: State Standards (Conditions of Learning)</p> <p>Priority 4: Pupil Achievement (Pupil Outcomes)</p> <p>Priority 6: School Climate (Engagement)</p> <p>Priority 7: Course Access (Conditions of Learning)</p> <p>Priority 8: Other Pupil Outcomes (Pupil Outcomes)</p>

An explanation of why the LEA has developed this goal.

AJMHA goal is to ensure the continuous development of our teammates so that they can provide a high quality education to all students. To achieve this goal, our action will focus on developing teachers and sight leaders through the student learning framework and we will continue our practice of regular feedback through individualized learning plans.

Measuring and Reporting Results

Metric #	Metric	Baseline	Year 1 Outcome	Year 2 Outcome	Target for Year 3 Outcome	Current Difference from Baseline
3.1	Teacher Credentials	80% of our teachers are fully credentialed. (California Commission on Teacher Credentialing)			100% of teachers are fully credentialed. (California Commission on Teacher Credentialing)	
3.2	CRT Professional Developments	25% of teammates have been trained in culturally responsive practices.			100% of teammates will be trained in culturally	

Metric #	Metric	Baseline	Year 1 Outcome	Year 2 Outcome	Target for Year 3 Outcome	Current Difference from Baseline
					responsive practices.	
3.3	Staff sense of school safety and connectedness as a percentage	97% of teammates stated they have a positive working relationship with students, families, and teammates. (AJMHA Family Survey & AJMHA Teammate survey)			100% of teammates will have a positive working relationship with students, families, and teammates. (AJMHA Family Survey & AJMHA Teammate survey)	

Goal Analysis [2023-24]

An analysis of how this goal was carried out in the previous year.

A description of overall implementation, including any substantive differences in planned actions and actual implementation of these actions, and any relevant challenges and successes experienced with implementation.

Not Applicable.

An explanation of material differences between Budgeted Expenditures and Estimated Actual Expenditures and/or Planned Percentages of Improved Services and Estimated Actual Percentages of Improved Services.

Not Applicable.

A description of the effectiveness or ineffectiveness of the specific actions to date in making progress toward the goal.

Not Applicable.

A description of any changes made to the planned goal, metrics, target outcomes, or actions for the coming year that resulted from reflections on prior practice.

Not Applicable.

Actions

Action #	Title	Description	Total Funds	Contributing
3.1	Regular Coaching & Professional Developments	Ensure all staff receive equitable biweekly coaching and feedback sessions (using a rubric) School leadership team members create goals using the Teacher Learning Framework (TLF) and have mid-year and end of year coaching conversation with principal. All teachers will develop 1-2 goals (ex. Essential Content) in their Professional Learning Plan. Goals will be monitored throughout the year	\$0.00	No
3.2	Culturally Responsive Teaching (CRT) Professional Development	Quarterly professional development on how to integrate Culturally Responsive Teaching Practices Instructional Rounds focused on CRT strategies	\$0.00	
3.3	Teammate Retention	Quarterly staff input sessions on school culture/climate Provide Quarterly choice time for teachers All teammates write one wellness goal during their Professional Learning Plan	\$0.00	

Increased or Improved Services for Foster Youth, English Learners, and Low-Income Students [2024-25]

Total Projected LCFF Supplemental and/or Concentration Grants	Projected Additional 15 percent LCFF Concentration Grant
\$761,064	\$90,882

Required Percentage to Increase or Improve Services for the LCAP Year

Projected Percentage to Increase or Improve Services for the Coming School Year	LCFF Carryover — Percentage	LCFF Carryover — Dollar	Total Percentage to Increase or Improve Services for the Coming School Year
33.624%	0.000%	\$0.00	33.624%

The Budgeted Expenditures for Actions identified as Contributing may be found in the Contributing Actions Table.

Required Descriptions

LEA-wide and Schoolwide Actions

For each action being provided to an entire LEA or school, provide an explanation of (1) the unique identified need(s) of the unduplicated student group(s) for whom the action is principally directed, (2) how the action is designed to address the identified need(s) and why it is being provided on an LEA or schoolwide basis, and (3) the metric(s) used to measure the effectiveness of the action in improving outcomes for the unduplicated student group(s).

Goal and Action #	Identified Need(s)	How the Action(s) Address Need(s) and Why it is Provided on an LEA-wide or Schoolwide Basis	Metric(s) to Monitor Effectiveness
1.1	<p>Action: Astronaut Jose M Hernandez will become a transformational instructional program: All scholars are meaningfully engaged in rigorous, standards-aligned, curriculum and culturally responsive academic programming.</p> <p>Need:</p>	<p>These actions are being provided on a schoolwide basis because all of our students will benefit from a rigor focused curriculum and culturally responsive programming. These actions will lead to higher student achievement with our English Learners and low income population.</p>	<p>We will use common formative assessments and COI cycles in grade level teams, i-Ready, and CAASPP testing.</p>

Goal and Action #	Identified Need(s)	How the Action(s) Address Need(s) and Why it is Provided on an LEA-wide or Schoolwide Basis	Metric(s) to Monitor Effectiveness
	<p>Based on the California Dashboard, English learners and low income students have declined in ELA and math during this LCAP cycle.</p> <p>Scope: Schoolwide</p>		
<p>1.2</p>	<p>Action: Instruction</p> <p>Need: Based on the California Dashboard, English learners and low income students have declined in ELA and math during this LCAP cycle. New curriculum has been implemented to support EL needs and educators have identified the need of effective training and planning.</p> <p>Scope: Schoolwide</p>	<p>These actions are being provided on a schoolwide basis because all of our educators will benefit from focused professional developments and support trainings that will guide their instruction. These actions will lead to higher student achievement with our entire school population, including our English Learners and low income population.</p>	<p>We will use common formative assessments and COI cycles in grade level teams, i-Ready, and CAASPP testing.</p>
<p>1.3</p>	<p>Action: Intervention</p> <p>Need: Based on the California Dashboard, English learners and low income students have declined in ELA and math during this LCAP cycle.</p> <p>Scope:</p>	<p>These actions are being provided on a schoolwide basis because all of our students will benefit from small group interventions and evidence based programming to support their ELA and Math needs. These actions will lead to higher student achievement with our English Learners and low income population.</p>	<p>We will use common formative assessments and COI cycles in grade level teams, i-Ready, and CAASPP testing.</p>

Goal and Action #	Identified Need(s)	How the Action(s) Address Need(s) and Why it is Provided on an LEA-wide or Schoolwide Basis	Metric(s) to Monitor Effectiveness
	Schoolwide		
2.1	<p>Action: Educational Partner Communication, Engagement and Trainings</p> <p>Need: Based on the California Dashboard, English learners and low income students have increased in chronic absenteeism during this LCAP cycle.</p> <p>Scope: LEA-wide</p>	<p>These actions are being provided on a schoolwide basis because all of our students and families will benefit from a structured communicative system. These actions will lead to higher student achievement with our English Learners and low income population and higher family participation.</p>	<p>We will use monthly/quarterly attendance reports, COI data reports in grade level teams, and district and state testing.</p>
2.2	<p>Action: Maintain Positive School Culture</p> <p>Need: Based on the California Dashboard, English learners and low income students have increased in chronic absenteeism during this LCAP cycle</p> <p>Scope: LEA-wide</p>	<p>These actions are being provided on a schoolwide basis because all of our students and families will benefit from a positive school culture and environment. These actions will lead to higher student achievement with our English Learners and low income population and higher family participation.</p>	<p>We will use monthly/quarterly attendance reports, COI data reports in grade level teams, and district and state testing.</p>
2.3	<p>Action: Improve Student Attendance and Engagement</p> <p>Need: Based on the California Dashboard, English learners and low income students have increased in chronic absenteeism during this LCAP cycle</p>	<p>These actions are being provided on a schoolwide basis because all of our students and families will benefit from a positive school culture and environment. These actions will lead to higher student achievement with our English Learners and low income population and higher family participation.</p>	<p>We will use monthly/quarterly attendance reports, COI data reports in grade level teams, and district and state testing.</p>

Goal and Action #	Identified Need(s)	How the Action(s) Address Need(s) and Why it is Provided on an LEA-wide or Schoolwide Basis	Metric(s) to Monitor Effectiveness
	Scope: LEA-wide		
2.4	<p>Action: Provide Robust Learning Environment</p> <p>Need: Based on the California Dashboard, English learners and low income students have increased in chronic absenteeism during this LCAP cycle</p> <p>Scope: LEA-wide</p>	These actions are being provided on a schoolwide basis because all of our students and families will benefit from a positive school environment that offers extended learning opportunities. These actions will lead to higher student achievement with our English Learners and low income population and higher family participation.	We will use student and family survey data, COI data reports in grade level teams, and ELOP attendance data.

Limited Actions

For each action being solely provided to one or more unduplicated student group(s), provide an explanation of (1) the unique identified need(s) of the unduplicated student group(s) being served, (2) how the action is designed to address the identified need(s), and (3) how the effectiveness of the action in improving outcomes for the unduplicated student group(s) will be measured.

Goal and Action #	Identified Need(s)	How the Action(s) are Designed to Address Need(s)	Metric(s) to Monitor Effectiveness

For any limited action contributing to meeting the increased or improved services requirement that is associated with a Planned Percentage of Improved Services in the Contributing Summary Table rather than an expenditure of LCFF funds, describe the methodology that was used to determine the contribution of the action towards the proportional percentage, as applicable.

--

Additional Concentration Grant Funding

A description of the plan for how the additional concentration grant add-on funding identified above will be used to increase the number of staff providing direct services to students at schools that have a high concentration (above 55 percent) of foster youth, English learners, and low-income students, as applicable.

--

Staff-to-student ratios by type of school and concentration of unduplicated students	Schools with a student concentration of 55 percent or less	Schools with a student concentration of greater than 55 percent
Staff-to-student ratio of classified staff providing direct services to students		22:1
Staff-to-student ratio of certificated staff providing direct services to students		21:1

2024-25 Total Expenditures Table

LCAP Year	1. Projected LCFF Base Grant (Input Dollar Amount)	2. Projected LCFF Supplemental and/or Concentration Grants (Input Dollar Amount)	3. Projected Percentage to Increase or Improve Services for the Coming School Year (2 divided by 1)	LCFF Carryover — Percentage (Input Percentage from Prior Year)	Total Percentage to Increase or Improve Services for the Coming School Year (3 + Carryover %)
Totals	2,263,465	761,064	33.624%	0.000%	33.624%

Totals	LCFF Funds	Other State Funds	Local Funds	Federal Funds	Total Funds	Total Personnel	Total Non-personnel
Totals	\$2,422,681.00	\$962,378.00		\$66,822.00	\$3,451,881.00	\$2,804,811.00	\$647,070.00

Goal #	Action #	Action Title	Student Group(s)	Contributing to Increased or Improved Services?	Scope	Unduplicated Student Group(s)	Location	Time Span	Total Personnel	Total Non-personnel	LCFF Funds	Other State Funds	Local Funds	Federal Funds	Total Funds	Planned Percentage of Improved Services
1	1.1	Astronaut Jose M Hernandez will become a transformational instructional program: All scholars are meaningfully engaged in rigorous, standards-aligned, curriculum and culturally responsive academic programming.	English Learners Low Income	Yes	School wide	English Learners Low Income			\$0.00	\$126,167.00	\$122,167.00			\$4,000.00	\$126,167.00	
1	1.2	Instruction	English Learners Low Income	Yes	School wide	English Learners Low Income			\$5,000.00	\$510,903.00	\$452,855.00	\$63,048.00			\$515,903.00	
1	1.3	Intervention	English Learners Low Income	Yes	School wide	English Learners Low Income			\$355,706.00	\$0.00	\$54,135.00	\$238,749.00		\$62,822.00	\$355,706.00	
1	1.4	Supplemental Materials and Events	All	No			All Schools	August 2024- June 2027	\$0.00	\$10,000.00	\$10,000.00				\$10,000.00	
1	1.5	Certificated/Classified Staffing	All	No			All Schools	August 2024- June 2027	\$1,742,407.00	\$0.00	\$1,622,996.00	\$119,411.00			\$1,742,407.00	
1	1.6	Certificated Staffing/Special Education	Students with Disabilities Students with Disabilities	No			All Schools	August 2024- June 2027	\$185,086.00	\$0.00		\$185,086.00			\$185,086.00	
2	2.1	Educational Partner Communication, Engagement and Trainings		Yes	LEA-wide				\$0.00	\$0.00	\$0.00				\$0.00	
2	2.2	Maintain Positive School Culture		Yes	LEA-wide				\$0.00	\$0.00	\$0.00				\$0.00	

Goal #	Action #	Action Title	Student Group(s)	Contributing to Increased or Improved Services?	Scope	Unduplicated Student Group(s)	Location	Time Span	Total Personnel	Total Non-personnel	LCFF Funds	Other State Funds	Local Funds	Federal Funds	Total Funds	Planned Percentage of Improved Services
2	2.3	Improve Student Attendance and Engagement		Yes	LEA-wide				\$28,007.00	\$0.00	\$28,007.00				\$28,007.00	
2	2.4	Provide Robust Learning Environment		Yes	LEA-wide				\$488,605.00	\$0.00	\$132,521.00	\$356,084.00			\$488,605.00	
2	2.5	Attendance Systems	All	No			All Schools	August 2024- June 2027	\$0.00	\$0.00	\$0.00				\$0.00	
3	3.1	Regular Coaching & Professional Developments	All	No			All Schools		\$0.00	\$0.00	\$0.00				\$0.00	
3	3.2	Culturally Responsive Teaching (CRT) Professional Development							\$0.00	\$0.00	\$0.00				\$0.00	
3	3.3	Teammate Retention							\$0.00	\$0.00	\$0.00				\$0.00	

2024-25 Contributing Actions Table

1. Projected LCFF Base Grant	2. Projected LCFF Supplemental and/or Concentration Grants	3. Projected Percentage to Increase or Improve Services for the Coming School Year (2 divided by 1)	LCFF Carryover — Percentage (Percentage from Prior Year)	Total Percentage to Increase or Improve Services for the Coming School Year (3 + Carryover %)	4. Total Planned Contributing Expenditures (LCFF Funds)	5. Total Planned Percentage of Improved Services (%)	Planned Percentage to Increase or Improve Services for the Coming School Year (4 divided by 1, plus 5)	Totals by Type	Total LCFF Funds
2,263,465	761,064	33.624%	0.000%	33.624%	\$789,685.00	0.000%	34.888 %	Total:	\$789,685.00
								LEA-wide Total:	\$160,528.00
								Limited Total:	\$0.00
								Schoolwide Total:	\$629,157.00

Goal	Action #	Action Title	Contributing to Increased or Improved Services?	Scope	Unduplicated Student Group(s)	Location	Planned Expenditures for Contributing Actions (LCFF Funds)	Planned Percentage of Improved Services (%)
1	1.1	Astronaut Jose M Hernandez will become a transformational instructional program: All scholars are meaningfully engaged in rigorous, standards-aligned, curriculum and culturally responsive academic programming.	Yes	Schoolwide	English Learners Low Income		\$122,167.00	
1	1.2	Instruction	Yes	Schoolwide	English Learners Low Income		\$452,855.00	
1	1.3	Intervention	Yes	Schoolwide	English Learners Low Income		\$54,135.00	
2	2.1	Educational Partner Communication, Engagement and Trainings	Yes	LEA-wide			\$0.00	
2	2.2	Maintain Positive School Culture	Yes	LEA-wide			\$0.00	

Goal	Action #	Action Title	Contributing to Increased or Improved Services?	Scope	Unduplicated Student Group(s)	Location	Planned Expenditures for Contributing Actions (LCFF Funds)	Planned Percentage of Improved Services (%)
2	2.3	Improve Student Attendance and Engagement	Yes	LEA-wide			\$28,007.00	
2	2.4	Provide Robust Learning Environment	Yes	LEA-wide			\$132,521.00	
3	3.1	Regular Coaching & Professional Developments				All Schools	\$0.00	

2023-24 Annual Update Table

Totals	Last Year's Total Planned Expenditures (Total Funds)	Total Estimated Expenditures (Total Funds)
Totals	\$2,313,455.00	\$1,910,100.00

Last Year's Goal #	Last Year's Action #	Prior Action/Service Title	Contributed to Increased or Improved Services?	Last Year's Planned Expenditures (Total Funds)	Estimated Actual Expenditures (Input Total Funds)
1	1.1	Astronaut Jose M Hernandez will become a transformational instructional program: All scholars are meaningfully engaged in rigorous, standards-aligned, curriculum and culturally responsive academic programming.	Yes	\$294,051.00	\$244,743
1	1.2	2.Instruction-	Yes	\$30,200.00	\$23,000
1	1.3	Intervention/Remediation	Yes	\$288,308.00	\$284,934
1	1.4	Supplemental Materials and Events	Yes	\$47,698.00	\$52,847
1	1.6	Certificated/Classified Staffing	Yes	\$1,417,582.00	\$1,176,942
1	1.8	Certificated Staffing/Special Education	No	\$166,766.00	\$98,784
2	2.1	Educational Partner Communication, Engagement and Trainings	Yes	\$5,000.00	\$5,000
2	2.2	Maintain Positive School Culture	Yes		

Last Year's Goal #	Last Year's Action #	Prior Action/Service Title	Contributed to Increased or Improved Services?	Last Year's Planned Expenditures (Total Funds)	Estimated Actual Expenditures (Input Total Funds)
2	2.3	Improve Student Attendance and Engagement	Yes		
2	2.4	Provide Robust Learning Environment	Yes	\$61,850.00	\$21,850
2	2.5	Attendance Systems	Yes	\$2,000.00	\$2,000
3	3.1	Regular Coaching	Yes		
3	3.2	Culturally Responsive Teaching (CRT) Professional Development	Yes		
3	3.3	Teammate Retention	Yes		

2023-24 Contributing Actions Annual Update Table

6. Estimated LCFF Supplemental and/or Concentration Grants (Input Dollar Amount)	4. Total Planned Contributing Expenditures (LCFF Funds)	7. Total Estimated Expenditures for Contributing Actions (LCFF Funds)	Difference Between Planned and Estimated Expenditures for Contributing Actions (Subtract 7 from 4)	5. Total Planned Percentage of Improved Services (%)	8. Total Estimated Percentage of Improved Services (%)	Difference Between Planned and Estimated Percentage of Improved Services (Subtract 5 from 8)
\$678,559	\$1,442,135.00	\$1,107,813.00	\$334,322.00	0.000%	0.000%	0.000%

Last Year's Goal #	Last Year's Action #	Prior Action/Service Title	Contributing to Increased or Improved Services?	Last Year's Planned Expenditures for Contributing Actions (LCFF Funds)	Estimated Actual Expenditures for Contributing Actions (Input LCFF Funds)	Planned Percentage of Improved Services	Estimated Actual Percentage of Improved Services (Input Percentage)
1	1.1	Astronaut Jose M Hernandez will become a transformational instructional program: All scholars are meaningfully engaged in rigorous, standards-aligned, curriculum and culturally responsive academic programming.	Yes	\$106,351.00	\$54,720		
1	1.2	2.Instruction-	Yes	\$30,200.00	\$23,000		
1	1.3	Intervention/Remediation	Yes				
1	1.4	Supplemental Materials and Events	Yes	\$47,698.00	\$52,847		
1	1.6	Certificated/Classified Staffing	Yes	\$1,189,036.00	\$948,396		
2	2.1	Educational Partner Communication, Engagement and Trainings	Yes	\$5,000.00	\$5,000		
2	2.2	Maintain Positive School Culture	Yes				
2	2.3	Improve Student Attendance and Engagement	Yes				
2	2.4	Provide Robust Learning Environment	Yes	\$61,850.00	\$21,850		

Last Year's Goal #	Last Year's Action #	Prior Action/Service Title	Contributing to Increased or Improved Services?	Last Year's Planned Expenditures for Contributing Actions (LCFF Funds)	Estimated Actual Expenditures for Contributing Actions (Input LCFF Funds)	Planned Percentage of Improved Services	Estimated Actual Percentage of Improved Services (Input Percentage)
2	2.5	Attendance Systems	Yes	\$2,000.00	\$2,000		
3	3.1	Regular Coaching	Yes				
3	3.2	Culturally Responsive Teaching (CRT) Professional Development	Yes				
3	3.3	Teammate Retention	Yes				

2023-24 LCFF Carryover Table

9. Estimated Actual LCFF Base Grant (Input Dollar Amount)	6. Estimated Actual LCFF Supplemental and/or Concentration Grants	LCFF Carryover — Percentage (Percentage from Prior Year)	10. Total Percentage to Increase or Improve Services for the Current School Year (6 divided by 9 + Carryover %)	7. Total Estimated Actual Expenditures for Contributing Actions (LCFF Funds)	8. Total Estimated Actual Percentage of Improved Services (%)	11. Estimated Actual Percentage of Increased or Improved Services (7 divided by 9, plus 8)	12. LCFF Carryover — Dollar Amount (Subtract 11 from 10 and multiply by 9)	13. LCFF Carryover — Percentage (12 divided by 9)
\$2,003,221	\$678,559	0	33.873%	\$1,107,813.00	0.000%	55.302%	\$0.00	0.000%

Local Control and Accountability Plan Instructions

[Plan Summary](#)

[Engaging Educational Partners](#)

[Goals and Actions](#)

[Increased or Improved Services for Foster Youth, English Learners, and Low-Income Students](#)

For additional questions or technical assistance related to the completion of the Local Control and Accountability Plan (LCAP) template, please contact the local county office of education (COE), or the California Department of Education's (CDE's) Local Agency Systems Support Office, by phone at 916-319-0809 or by email at LCFF@cde.ca.gov.

Introduction and Instructions

The Local Control Funding Formula (LCFF) requires local educational agencies (LEAs) to engage their local educational partners in an annual planning process to evaluate their progress within eight state priority areas encompassing all statutory metrics (COEs have 10 state priorities). LEAs document the results of this planning process in the LCAP using the template adopted by the State Board of Education.

The LCAP development process serves three distinct, but related functions:

- **Comprehensive Strategic Planning:** The process of developing and annually updating the LCAP supports comprehensive strategic planning, particularly to address and reduce disparities in opportunities and outcomes between student groups indicated by the California School Dashboard (California *Education Code* [EC] Section 52064[e][1]). Strategic planning that is comprehensive connects budgetary decisions to teaching and learning performance data. LEAs should continually evaluate the hard choices they make about the use of limited resources to meet student and community needs to ensure opportunities and outcomes are improved for all students.
- **Meaningful Engagement of Educational Partners:** The LCAP development process should result in an LCAP that reflects decisions made through meaningful engagement (EC Section 52064[e][1]). Local educational partners possess valuable perspectives and insights about an LEA's programs and services. Effective strategic planning will incorporate these perspectives and insights in order to identify potential goals and actions to be included in the LCAP.
- **Accountability and Compliance:** The LCAP serves an important accountability function because the nature of some LCAP template sections require LEAs to show that they have complied with various requirements specified in the LCFF statutes and regulations, most notably:
 - Demonstrating that LEAs are increasing or improving services for foster youth, English learners, including long-term English learners, and low-income students in proportion to the amount of additional funding those students generate under LCFF (EC Section 52064[b][4-6]).
 - Establishing goals, supported by actions and related expenditures, that address the statutory priority areas and statutory metrics (EC sections 52064[b][1] and [2]).
 - **NOTE:** As specified in EC Section 62064(b)(1), the LCAP must provide a description of the annual goals, for all pupils and each subgroup of pupils identified pursuant to EC Section 52052, to be achieved for each of the state priorities. Beginning in 2023–24, EC

Section 52052 identifies long-term English learners as a separate and distinct pupil subgroup with a numerical significance at 15 students.

- Annually reviewing and updating the LCAP to reflect progress toward the goals (*EC* Section 52064[b][7]).
- Ensuring that all increases attributable to supplemental and concentration grant calculations, including concentration grant add-on funding and/or LCFF carryover, are reflected in the LCAP (*EC* sections 52064[b][6], [8], and [11]).

The LCAP template, like each LEA’s final adopted LCAP, is a document, not a process. LEAs must use the template to memorialize the outcome of their LCAP development process, which must: (a) reflect comprehensive strategic planning, particularly to address and reduce disparities in opportunities and outcomes between student groups indicated by the California School Dashboard (Dashboard), (b) through meaningful engagement with educational partners that (c) meets legal requirements, as reflected in the final adopted LCAP. The sections included within the LCAP template do not and cannot reflect the full development process, just as the LCAP template itself is not intended as a tool for engaging educational partners.

If a county superintendent of schools has jurisdiction over a single school district, the county board of education and the governing board of the school district may adopt and file for review and approval a single LCAP consistent with the requirements in *EC* sections 52060, 52062, 52066, 52068, and 52070. The LCAP must clearly articulate to which entity’s budget (school district or county superintendent of schools) all budgeted and actual expenditures are aligned.

The revised LCAP template for the 2024–25, 2025–26, and 2026–27 school years reflects statutory changes made through Senate Bill 114 (Committee on Budget and Fiscal Review), Chapter 48, Statutes of 2023.

At its most basic, the adopted LCAP should attempt to distill not just what the LEA is doing for students in transitional kindergarten through grade twelve (TK–12), but also allow educational partners to understand why, and whether those strategies are leading to improved opportunities and outcomes for students. LEAs are strongly encouraged to use language and a level of detail in their adopted LCAPs intended to be meaningful and accessible for the LEA’s diverse educational partners and the broader public.

In developing and finalizing the LCAP for adoption, LEAs are encouraged to keep the following overarching frame at the forefront of the strategic planning and educational partner engagement functions:

Given present performance across the state priorities and on indicators in the Dashboard, how is the LEA using its budgetary resources to respond to TK–12 student and community needs, and address any performance gaps, including by meeting its obligation to increase or improve services for foster youth, English learners, and low-income students?

LEAs are encouraged to focus on a set of metrics and actions which, based on research, experience, and input gathered from educational partners, the LEA believes will have the biggest impact on behalf of its TK–12 students.

These instructions address the requirements for each section of the LCAP, but may include information about effective practices when developing the LCAP and completing the LCAP document. Additionally, the beginning of each template section includes information emphasizing the purpose that section serves.

Plan Summary

Purpose

A well-developed Plan Summary section provides a meaningful context for the LCAP. This section provides information about an LEA's community as well as relevant information about student needs and performance. In order to present a meaningful context for the rest of the LCAP, the content of this section should be clearly and meaningfully related to the content included throughout each subsequent section of the LCAP.

Requirements and Instructions

General Information

A description of the LEA, its schools, and its students in grades transitional kindergarten–12, as applicable to the LEA.

Briefly describe the LEA, its schools, and its students in grades TK–12, as applicable to the LEA.

- For example, information about an LEA in terms of geography, enrollment, employment, the number and size of specific schools, recent community challenges, and other such information the LEA may wish to include can enable a reader to more fully understand the LEA's LCAP.
- As part of this response, identify all schools within the LEA receiving Equity Multiplier funding.

Reflections: Annual Performance

A reflection on annual performance based on a review of the California School Dashboard (Dashboard) and local data.

Reflect on the LEA's annual performance on the Dashboard and local data. This may include both successes and challenges identified by the LEA during the development process.

LEAs are encouraged to highlight how they are addressing the identified needs of student groups, and/or schools within the LCAP as part of this response.

As part of this response, the LEA must identify the following, which will remain unchanged during the three-year LCAP cycle:

- Any school within the LEA that received the lowest performance level on one or more state indicators on the 2023 Dashboard;
- Any student group within the LEA that received the lowest performance level on one or more state indicators on the 2023 Dashboard; and/or
- Any student group within a school within the LEA that received the lowest performance level on one or more state indicators on the 2023 Dashboard.

Reflections: Technical Assistance

As applicable, a summary of the work underway as part of technical assistance.

Annually identify the reason(s) the LEA is eligible for or has requested technical assistance consistent with *EC* sections 47607.3, 52071, 52071.5, 52072, or 52072.5, and provide a summary of the work underway as part of receiving technical assistance. The most common form of this technical assistance is frequently referred to as Differentiated Assistance, however this also includes LEAs that have requested technical assistance from their COE.

- If the LEA is not eligible for or receiving technical assistance, the LEA may respond to this prompt as “Not Applicable.”

Comprehensive Support and Improvement

An LEA with a school or schools identified for comprehensive support and improvement (CSI) under the Every Student Succeeds Act must respond to the following prompts:

Schools Identified

A list of the schools in the LEA that are eligible for comprehensive support and improvement.

- Identify the schools within the LEA that have been identified for CSI.

Support for Identified Schools

A description of how the LEA has or will support its eligible schools in developing comprehensive support and improvement plans.

- Describe how the LEA has or will support the identified schools in developing CSI plans that included a school-level needs assessment, evidence-based interventions, and the identification of any resource inequities to be addressed through the implementation of the CSI plan.

Monitoring and Evaluating Effectiveness

A description of how the LEA will monitor and evaluate the plan to support student and school improvement.

- Describe how the LEA will monitor and evaluate the implementation and effectiveness of the CSI plan to support student and school improvement.

Engaging Educational Partners

Purpose

Significant and purposeful engagement of parents, students, educators, and other educational partners, including those representing the student groups identified by LCFF, is critical to the development of the LCAP and the budget process. Consistent with statute, such engagement should support comprehensive strategic planning, particularly to address and reduce disparities in opportunities and outcomes between student groups indicated by the Dashboard, accountability, and improvement across the state priorities and locally identified priorities (*EC* Section 52064[e][1]). Engagement of educational partners is an ongoing, annual process.

This section is designed to reflect how the engagement of educational partners influenced the decisions reflected in the adopted LCAP. The goal is to allow educational partners that participated in the LCAP development process and the broader public to understand how the LEA engaged educational partners and the impact of that engagement. LEAs are encouraged to keep this goal in the forefront when completing this section.

Requirements

School districts and COEs: *EC* sections [52060\(g\) \(California Legislative Information\)](#) and [52066\(g\) \(California Legislative Information\)](#) specify the educational partners that must be consulted when developing the LCAP:

- Teachers,
- Principals,
- Administrators,
- Other school personnel,
- Local bargaining units of the LEA,
- Parents, and
- Students

A school district or COE receiving Equity Multiplier funds must also consult with educational partners at schools generating Equity Multiplier funds in the development of the LCAP, specifically, in the development of the required focus goal for each applicable school.

Before adopting the LCAP, school districts and COEs must share it with the applicable committees, as identified below under Requirements and Instructions. The superintendent is required by statute to respond in writing to the comments received from these committees. School districts and COEs must also consult with the special education local plan area administrator(s) when developing the LCAP.

Charter schools: *EC* Section [47606.5\(d\) \(California Legislative Information\)](#) requires that the following educational partners be consulted with when developing the LCAP:

- Teachers,
- Principals,
- Administrators,
- Other school personnel,
- Parents, and
- Students

A charter school receiving Equity Multiplier funds must also consult with educational partners at the school generating Equity Multiplier funds in the development of the LCAP, specifically, in the development of the required focus goal for the school.

The LCAP should also be shared with, and LEAs should request input from, schoolsite-level advisory groups, as applicable (e.g., schoolsite councils, English Learner Advisory Councils, student advisory groups, etc.), to facilitate alignment between schoolsite and district-level goals. Information and resources that support effective engagement, define student consultation, and provide the requirements for advisory group composition, can be found under Resources on the [CDE's LCAP webpage](#).

Before the governing board/body of an LEA considers the adoption of the LCAP, the LEA must meet the following legal requirements:

- For school districts, see [Education Code Section 52062 \(California Legislative Information\)](#);
 - **Note:** Charter schools using the LCAP as the School Plan for Student Achievement must meet the requirements of *EC* Section 52062(a).

- For COEs, see [Education Code Section 52068 \(California Legislative Information\)](#); and
- For charter schools, see [Education Code Section 47606.5 \(California Legislative Information\)](#).
- **NOTE:** As a reminder, the superintendent of a school district or COE must respond, in writing, to comments received by the applicable committees identified in the *Education Code* sections listed above. This includes the parent advisory committee and may include the English learner parent advisory committee and, as of July 1, 2024, the student advisory committee, as applicable.

Instructions

Respond to the prompts as follows:

A summary of the process used to engage educational partners in the development of the LCAP.

School districts and county offices of education must, at a minimum, consult with teachers, principals, administrators, other school personnel, local bargaining units, parents, and students in the development of the LCAP.

Charter schools must, at a minimum, consult with teachers, principals, administrators, other school personnel, parents, and students in the development of the LCAP.

An LEA receiving Equity Multiplier funds must also consult with educational partners at schools generating Equity Multiplier funds in the development of the LCAP, specifically, in the development of the required focus goal for each applicable school.

Complete the table as follows:

Educational Partners

Identify the applicable educational partner(s) or group(s) that were engaged in the development of the LCAP.

Process for Engagement

Describe the engagement process used by the LEA to involve the identified educational partner(s) in the development of the LCAP. At a minimum, the LEA must describe how it met its obligation to consult with all statutorily required educational partners, as applicable to the type of LEA.

- A sufficient response to this prompt must include general information about the timeline of the process and meetings or other engagement strategies with educational partners. A response may also include information about an LEA's philosophical approach to engaging its educational partners.
- An LEA receiving Equity Multiplier funds must also include a summary of how it consulted with educational partners at schools generating Equity Multiplier funds in the development of the LCAP, specifically, in the development of the required focus goal for each applicable school.

A description of how the adopted LCAP was influenced by the feedback provided by educational partners.

Describe any goals, metrics, actions, or budgeted expenditures in the LCAP that were influenced by or developed in response to the educational partner feedback.

- A sufficient response to this prompt will provide educational partners and the public with clear, specific information about how the engagement process influenced the development of the LCAP. This may include a description of how the LEA prioritized requests of educational partners within the context of the budgetary resources available or otherwise prioritized areas of focus within the LCAP.
- An LEA receiving Equity Multiplier funds must include a description of how the consultation with educational partners at schools generating Equity Multiplier funds influenced the development of the adopted LCAP.
- For the purposes of this prompt, this may also include, but is not necessarily limited to:
 - Inclusion of a goal or decision to pursue a Focus Goal (as described below)
 - Inclusion of metrics other than the statutorily required metrics
 - Determination of the target outcome on one or more metrics
 - Inclusion of performance by one or more student groups in the Measuring and Reporting Results subsection
 - Inclusion of action(s) or a group of actions
 - Elimination of action(s) or group of actions
 - Changes to the level of proposed expenditures for one or more actions
 - Inclusion of action(s) as contributing to increased or improved services for unduplicated students
 - Analysis of effectiveness of the specific actions to achieve the goal
 - Analysis of material differences in expenditures
 - Analysis of changes made to a goal for the ensuing LCAP year based on the annual update process
 - Analysis of challenges or successes in the implementation of actions

Goals and Actions

Purpose

Well-developed goals will clearly communicate to educational partners what the LEA plans to accomplish, what the LEA plans to do in order to accomplish the goal, and how the LEA will know when it has accomplished the goal. A goal statement, associated metrics and expected outcomes, and the actions included in the goal must be in alignment. The explanation for why the LEA included a goal is an opportunity for LEAs to clearly communicate to educational partners and the public why, among the various strengths and areas for improvement highlighted by performance data and strategies and actions that could be pursued, the LEA decided to pursue this goal, and the related metrics, expected outcomes, actions, and expenditures.

A well-developed goal can be focused on the performance relative to a metric or metrics for all students, a specific student group(s), narrowing performance gaps, or implementing programs or strategies expected to impact outcomes. LEAs should assess the performance of their student groups when developing goals and the related actions to achieve such goals.

Requirements and Instructions

LEAs should prioritize the goals, specific actions, and related expenditures included within the LCAP within one or more state priorities. LEAs must consider performance on the state and local indicators, including their locally collected and reported data for the local indicators that are included in the Dashboard, in determining whether and how to prioritize its goals within the LCAP. As previously stated, strategic planning that

is comprehensive connects budgetary decisions to teaching and learning performance data. LEAs should continually evaluate the hard choices they make about the use of limited resources to meet student and community needs to ensure opportunities and outcomes are improved for all students, and to address and reduce disparities in opportunities and outcomes between student groups indicated by the Dashboard.

In order to support prioritization of goals, the LCAP template provides LEAs with the option of developing three different kinds of goals:

- Focus Goal: A Focus Goal is relatively more concentrated in scope and may focus on a fewer number of metrics to measure improvement. A Focus Goal statement will be time bound and make clear how the goal is to be measured.
 - All Equity Multiplier goals must be developed as focus goals. For additional information, see Required Focus Goal(s) for LEAs Receiving Equity Multiplier Funding below.
- Broad Goal: A Broad Goal is relatively less concentrated in its scope and may focus on improving performance across a wide range of metrics.
- Maintenance of Progress Goal: A Maintenance of Progress Goal includes actions that may be ongoing without significant changes and allows an LEA to track performance on any metrics not addressed in the other goals of the LCAP.

Requirement to Address the LCFF State Priorities

At a minimum, the LCAP must address all LCFF priorities and associated metrics articulated in EC sections 52060(d) and 52066(d), as applicable to the LEA. The [LCFF State Priorities Summary](#) provides a summary of EC sections 52060(d) and 52066(d) to aid in the development of the LCAP.

Respond to the following prompts, as applicable:

Focus Goal(s)

Description

The description provided for a Focus Goal must be specific, measurable, and time bound.

- An LEA develops a Focus Goal to address areas of need that may require or benefit from a more specific and data intensive approach.
- The Focus Goal can explicitly reference the metric(s) by which achievement of the goal will be measured and the time frame according to which the LEA expects to achieve the goal.

Type of Goal

Identify the type of goal being implemented as a Focus Goal.

State Priorities addressed by this goal.

Identify each of the state priorities that this goal is intended to address.

An explanation of why the LEA has developed this goal.

Explain why the LEA has chosen to prioritize this goal.

- An explanation must be based on Dashboard data or other locally collected data.
- LEAs must describe how the LEA identified this goal for focused attention, including relevant consultation with educational partners.
- LEAs are encouraged to promote transparency and understanding around the decision to pursue a focus goal.

Required Focus Goal(s) for LEAs Receiving Equity Multiplier Funding

Description

LEAs receiving Equity Multiplier funding must include one or more focus goals for each school generating Equity Multiplier funding. In addition to addressing the focus goal requirements described above, LEAs must adhere to the following requirements.

Focus goals for Equity Multiplier schoolsites must address the following:

- (A) All student groups that have the lowest performance level on one or more state indicators on the Dashboard, and
- (B) Any underlying issues in the credentialing, subject matter preparation, and retention of the school’s educators, if applicable.
- Focus Goals for each and every Equity Multiplier schoolsite must identify specific metrics for each identified student group, as applicable.
- An LEA may create a single goal for multiple Equity Multiplier schoolsites if those schoolsites have the same student group(s) performing at the lowest performance level on one or more state indicators on the Dashboard or, experience similar issues in the credentialing, subject matter preparation, and retention of the school’s educators.
 - When creating a single goal for multiple Equity Multiplier schoolsites, the goal must identify the student groups and the performance levels on the Dashboard that the Focus Goal is addressing; or,
 - The common issues the schoolsites are experiencing in credentialing, subject matter preparation, and retention of the school’s educators, if applicable.

Type of Goal

Identify the type of goal being implemented as an Equity Multiplier Focus Goal.

State Priorities addressed by this goal.

Identify each of the state priorities that this goal is intended to address.

An explanation of why the LEA has developed this goal.

Explain why the LEA has chosen to prioritize this goal.

- An explanation must be based on Dashboard data or other locally collected data.
- LEAs must describe how the LEA identified this goal for focused attention, including relevant consultation with educational partners.
- LEAs are encouraged to promote transparency and understanding around the decision to pursue a focus goal.
- In addition to this information, the LEA must also identify:
 - The school or schools to which the goal applies

LEAs are encouraged to approach an Equity Multiplier goal from a wholistic standpoint, considering how the goal might maximize student outcomes through the use of LCFF and other funding in addition to Equity Multiplier funds.

- Equity Multiplier funds must be used to supplement, not supplant, funding provided to Equity Multiplier schoolsites for purposes of the LCFF, the Expanded Learning Opportunities Program (ELO-P), the Literacy Coaches and Reading Specialists (LCRS) Grant Program, and/or the California Community Schools Partnership Program (CCSPP).
- This means that Equity Multiplier funds must not be used to replace funding that an Equity Multiplier schoolsite would otherwise receive to implement LEA-wide actions identified in the LCAP or that an Equity Multiplier schoolsite would otherwise receive to implement provisions of the ELO-P, the LCRS, and/or the CCSPP.

Note: EC Section [42238.024\(b\)\(1\) \(California Legislative Information\)](#) requires that Equity Multiplier funds be used for the provision of evidence-based services and supports for students. Evidence-based services and supports are based on objective evidence that has informed the design of the service or support and/or guides the modification of those services and supports. Evidence-based supports and strategies are most commonly based on educational research and/or metrics of LEA, school, and/or student performance.

Broad Goal

Description

Describe what the LEA plans to achieve through the actions included in the goal.

- The description of a broad goal will be clearly aligned with the expected measurable outcomes included for the goal.
- The goal description organizes the actions and expected outcomes in a cohesive and consistent manner.
- A goal description is specific enough to be measurable in either quantitative or qualitative terms. A broad goal is not as specific as a focus goal. While it is specific enough to be measurable, there are many different metrics for measuring progress toward the goal.

Type of Goal

Identify the type of goal being implemented as a Broad Goal.

State Priorities addressed by this goal.

Identify each of the state priorities that this goal is intended to address.

An explanation of why the LEA has developed this goal.

Explain why the LEA developed this goal and how the actions and metrics grouped together will help achieve the goal.

Maintenance of Progress Goal

Description

Describe how the LEA intends to maintain the progress made in the LCFF State Priorities not addressed by the other goals in the LCAP.

- Use this type of goal to address the state priorities and applicable metrics not addressed within the other goals in the LCAP.
- The state priorities and metrics to be addressed in this section are those for which the LEA, in consultation with educational partners, has determined to maintain actions and monitor progress while focusing implementation efforts on the actions covered by other goals in the LCAP.

Type of Goal

Identify the type of goal being implemented as a Maintenance of Progress Goal.

State Priorities addressed by this goal.

Identify each of the state priorities that this goal is intended to address.

An explanation of why the LEA has developed this goal.

Explain how the actions will sustain the progress exemplified by the related metrics.

Measuring and Reporting Results:

For each LCAP year, identify the metric(s) that the LEA will use to track progress toward the expected outcomes.

- LEAs must identify metrics for specific student groups, as appropriate, including expected outcomes that address and reduce disparities in outcomes between student groups.
- The metrics may be quantitative or qualitative; but at minimum, an LEA’s LCAP must include goals that are measured using all of the applicable metrics for the related state priorities, in each LCAP year, as applicable to the type of LEA.
- To the extent a state priority does not specify one or more metrics (e.g., implementation of state academic content and performance standards), the LEA must identify a metric to use within the LCAP. For these state priorities, LEAs are encouraged to use metrics based on or reported through the relevant local indicator self-reflection tools within the Dashboard.

- **Required metrics for LEA-wide actions:** For each action identified as 1) contributing towards the requirement to increase or improve services for foster youth, English learners, including long-term English learners, and low-income students and 2) being provided on an LEA-wide basis, the LEA must identify one or more metrics to monitor the effectiveness of the action and its budgeted expenditures.
 - These required metrics may be identified within the action description or the first prompt in the increased or improved services section, however the description must clearly identify the metric(s) being used to monitor the effectiveness of the action and the action(s) that the metric(s) apply to.
- **Required metrics for Equity Multiplier goals:** For each Equity Multiplier goal, the LEA must identify:
 - The specific metrics for each identified student group at each specific schoolsite, as applicable, to measure the progress toward the goal, and/or
 - The specific metrics used to measure progress in meeting the goal related to credentialing, subject matter preparation, or educator retention at each specific schoolsite.

Complete the table as follows:

Metric

- Enter the metric number.

Metric

- Identify the standard of measure being used to determine progress towards the goal and/or to measure the effectiveness of one or more actions associated with the goal.

Baseline

- Enter the baseline when completing the LCAP for 2024–25.
 - Use the most recent data associated with the metric available at the time of adoption of the LCAP for the first year of the three-year plan. LEAs may use data as reported on the 2023 Dashboard for the baseline of a metric only if that data represents the most recent available data (e.g., high school graduation rate).
 - Using the most recent data available may involve reviewing data the LEA is preparing for submission to the California Longitudinal Pupil Achievement Data System (CALPADS) or data that the LEA has recently submitted to CALPADS.
 - Indicate the school year to which the baseline data applies.
 - The baseline data must remain unchanged throughout the three-year LCAP.
 - This requirement is not intended to prevent LEAs from revising the baseline data if it is necessary to do so. For example, if an LEA identifies that its data collection practices for a particular metric are leading to inaccurate data and revises its practice to obtain

accurate data, it would also be appropriate for the LEA to revise the baseline data to align with the more accurate data process and report its results using the accurate data.

- If an LEA chooses to revise its baseline data, then, at a minimum, it must clearly identify the change as part of its response to the description of changes prompt in the Goal Analysis for the goal. LEAs are also strongly encouraged to involve their educational partners in the decision of whether or not to revise a baseline and to communicate the proposed change to their educational partners.
- Note for Charter Schools: Charter schools developing a one- or two-year LCAP may identify a new baseline each year, as applicable.

Year 1 Outcome

- When completing the LCAP for 2025–26, enter the most recent data available. Indicate the school year to which the data applies.
 - Note for Charter Schools: Charter schools developing a one-year LCAP may provide the Year 1 Outcome when completing the LCAP for both 2025–26 and 2026–27 or may provide the Year 1 Outcome for 2025–26 and provide the Year 2 Outcome for 2026–27.

Year 2 Outcome

- When completing the LCAP for 2026–27, enter the most recent data available. Indicate the school year to which the data applies.
 - Note for Charter Schools: Charter schools developing a one-year LCAP may identify the Year 2 Outcome as not applicable when completing the LCAP for 2026–27 or may provide the Year 2 Outcome for 2026–27.

Target for Year 3 Outcome

- When completing the first year of the LCAP, enter the target outcome for the relevant metric the LEA expects to achieve by the end of the three-year LCAP cycle.
 - Note for Charter Schools: Charter schools developing a one- or two-year LCAP may identify a Target for Year 1 or Target for Year 2, as applicable.

Current Difference from Baseline

- When completing the LCAP for 2025–26 and 2026–27, enter the current difference between the baseline and the yearly outcome, as applicable.
 - Note for Charter Schools: Charter schools developing a one- or two-year LCAP will identify the current difference between the baseline and the yearly outcome for Year 1 and/or the current difference between the baseline and the yearly outcome for Year 2, as applicable.

Timeline for school districts and COEs for completing the “**Measuring and Reporting Results**” part of the Goal.

Metric	Baseline	Year 1 Outcome	Year 2 Outcome	Target for Year 3 Outcome	Current Difference from Baseline
Enter information in this box when completing the LCAP for 2024–25 or when adding a new metric.	Enter information in this box when completing the LCAP for 2024–25 or when adding a new metric.	Enter information in this box when completing the LCAP for 2025–26 . Leave blank until then.	Enter information in this box when completing the LCAP for 2026–27 . Leave blank until then.	Enter information in this box when completing the LCAP for 2024–25 or when adding a new metric.	Enter information in this box when completing the LCAP for 2025–26 and 2026–27 . Leave blank until then.

Goal Analysis:

Enter the LCAP Year.

Using actual annual measurable outcome data, including data from the Dashboard, analyze whether the planned actions were effective towards achieving the goal. “Effective” means the degree to which the planned actions were successful in producing the target result. Respond to the prompts as instructed.

Note: When completing the 2024–25 LCAP, use the 2023–24 Local Control and Accountability Plan Annual Update template to complete the Goal Analysis and identify the Goal Analysis prompts in the 2024–25 LCAP as “Not Applicable.”

A description of overall implementation, including any substantive differences in planned actions and actual implementation of these actions, and any relevant challenges and successes experienced with implementation.

- Describe the overall implementation of the actions to achieve the articulated goal, including relevant challenges and successes experienced with implementation.
 - Include a discussion of relevant challenges and successes experienced with the implementation process.
 - This discussion must include any instance where the LEA did not implement a planned action or implemented a planned action in a manner that differs substantively from how it was described in the adopted LCAP.

An explanation of material differences between Budgeted Expenditures and Estimated Actual Expenditures and/or Planned Percentages of Improved Services and Estimated Actual Percentages of Improved Services.

- Explain material differences between Budgeted Expenditures and Estimated Actual Expenditures and between the Planned Percentages of Improved Services and Estimated Actual Percentages of Improved Services, as applicable. Minor variances in expenditures or percentages do not need to be addressed, and a dollar-for-dollar accounting is not required.

A description of the effectiveness or ineffectiveness of the specific actions to date in making progress toward the goal.

- Describe the effectiveness or ineffectiveness of the specific actions to date in making progress toward the goal. “Effectiveness” means the degree to which the actions were successful in producing the target result and “ineffectiveness” means that the actions did not produce any significant or targeted result.
 - In some cases, not all actions in a goal will be intended to improve performance on all of the metrics associated with the goal.
 - When responding to this prompt, LEAs may assess the effectiveness of a single action or group of actions within the goal in the context of performance on a single metric or group of specific metrics within the goal that are applicable to the action(s). Grouping actions with metrics will allow for more robust analysis of whether the strategy the LEA is using to impact a specified set of metrics is working and increase transparency for educational partners. LEAs are encouraged to use such an approach when goals include multiple actions and metrics that are not closely associated.
 - Beginning with the development of the 2024–25 LCAP, the LEA must change actions that have not proven effective over a three-year period.

A description of any changes made to the planned goal, metrics, target outcomes, or actions for the coming year that resulted from reflections on prior practice.

- Describe any changes made to this goal, expected outcomes, metrics, or actions to achieve this goal as a result of this analysis and analysis of the data provided in the Dashboard or other local data, as applicable.
 - As noted above, beginning with the development of the 2024–25 LCAP, the LEA must change actions that have not proven effective over a three-year period. For actions that have been identified as ineffective, the LEA must identify the ineffective action and must include a description of the following:
 - The reasons for the ineffectiveness, and
 - How changes to the action will result in a new or strengthened approach.

Actions:

Complete the table as follows. Add additional rows as necessary.

Action #

- Enter the action number.

Title

- Provide a short title for the action. This title will also appear in the action tables.

Description

- Provide a brief description of the action.

- For actions that contribute to meeting the increased or improved services requirement, the LEA may include an explanation of how each action is principally directed towards and effective in meeting the LEA's goals for unduplicated students, as described in the instructions for the Increased or Improved Services for Foster Youth, English Learners, and Low-Income Students section.
- As previously noted, for each action identified as 1) contributing towards the requirement to increase or improve services for foster youth, English learners, including long-term English learners, and low-income students and 2) being provided on an LEA-wide basis, the LEA must identify one or more metrics to monitor the effectiveness of the action and its budgeted expenditures.
- These required metrics may be identified within the action description or the first prompt in the increased or improved services section; however, the description must clearly identify the metric(s) being used to monitor the effectiveness of the action and the action(s) that the metric(s) apply to.

Total Funds

- Enter the total amount of expenditures associated with this action. Budgeted expenditures from specific fund sources will be provided in the action tables.

Contributing

- Indicate whether the action contributes to meeting the increased or improved services requirement as described in the Increased or Improved Services section using a “Y” for Yes or an “N” for No.
 - **Note:** for each such contributing action, the LEA will need to provide additional information in the Increased or Improved Services section to address the requirements in *California Code of Regulations*, Title 5 [5 CCR] Section 15496 in the Increased or Improved Services section of the LCAP.

Actions for Foster Youth: School districts, COEs, and charter schools that have a numerically significant foster youth student subgroup are encouraged to include specific actions in the LCAP designed to meet needs specific to foster youth students.

Required Actions

- LEAs with 30 or more English learners and/or 15 or more long-term English learners must include specific actions in the LCAP related to, at a minimum:
 - Language acquisition programs, as defined in *EC* Section 306, provided to students, and
 - Professional development for teachers.
 - If an LEA has both 30 or more English learners and 15 or more long-term English learners, the LEA must include actions for both English learners and long-term English learners.
- LEAs eligible for technical assistance pursuant to *EC* sections 47607.3, 52071, 52071.5, 52072, or 52072.5, must include specific actions within the LCAP related to its implementation of the work underway as part of technical assistance. The most common form of this technical assistance is frequently referred to as Differentiated Assistance.

- LEAs that have Red Dashboard indicators for (1) a school within the LEA, (2) a student group within the LEA, and/or (3) a student group within any school within the LEA must include one or more specific actions within the LCAP:
 - The specific action(s) must be directed towards the identified student group(s) and/or school(s) and must address the identified state indicator(s) for which the student group or school received the lowest performance level on the 2023 Dashboard. Each student group and/or school that receives the lowest performance level on the 2023 Dashboard must be addressed by one or more actions.
 - These required actions will be effective for the three-year LCAP cycle.

Increased or Improved Services for Foster Youth, English Learners, and Low-Income Students

Purpose

A well-written Increased or Improved Services section provides educational partners with a comprehensive description, within a single dedicated section, of how an LEA plans to increase or improve services for its unduplicated students as defined in *EC* Section 42238.02 in grades TK–12 as compared to all students in grades TK–12, as applicable, and how LEA-wide or schoolwide actions identified for this purpose meet regulatory requirements. Descriptions provided should include sufficient detail yet be sufficiently succinct to promote a broader understanding of educational partners to facilitate their ability to provide input. An LEA’s description in this section must align with the actions included in the Goals and Actions section as contributing.

Please Note: For the purpose of meeting the Increased or Improved Services requirement and consistent with *EC* Section 42238.02, long-term English learners are included in the English learner student group.

Statutory Requirements

An LEA is required to demonstrate in its LCAP how it is increasing or improving services for its students who are foster youth, English learners, and/or low-income, collectively referred to as unduplicated students, as compared to the services provided to all students in proportion to the increase in funding it receives based on the number and concentration of unduplicated students in the LEA (*EC* Section 42238.07[a][1], *EC* Section 52064[b][8][B]; 5 *CCR* Section 15496[a]). This proportionality percentage is also known as the “minimum proportionality percentage” or “MPP.” The manner in which an LEA demonstrates it is meeting its MPP is two-fold: (1) through the expenditure of LCFF funds or through the identification of a Planned Percentage of Improved Services as documented in the Contributing Actions Table, and (2) through the explanations provided in the Increased or Improved Services for Foster Youth, English Learners, and Low-Income Students section.

To improve services means to grow services in quality and to increase services means to grow services in quantity. Services are increased or improved by those actions in the LCAP that are identified in the Goals and Actions section as contributing to the increased or improved services requirement, whether they are provided across the entire LEA (LEA-wide action), provided to an entire school (Schoolwide action), or solely provided to one or more unduplicated student group(s) (Limited action).

Therefore, for *any* action contributing to meet the increased or improved services requirement, the LEA must include an explanation of:

- How the action is increasing or improving services for the unduplicated student group(s) (Identified Needs and Action Design), and
- How the action meets the LEA's goals for its unduplicated pupils in the state and any local priority areas (Measurement of Effectiveness).

LEA-wide and Schoolwide Actions

In addition to the above required explanations, LEAs must provide a justification for why an LEA-wide or Schoolwide action is being provided to all students and how the action is intended to improve outcomes for unduplicated student group(s) as compared to all students.

- Conclusory statements that a service will help achieve an expected outcome for the goal, without an explicit connection or further explanation as to how, are not sufficient.
- Further, simply stating that an LEA has a high enrollment percentage of a specific student group or groups does not meet the increased or improved services standard because enrolling students is not the same as serving students.

For School Districts Only

Actions provided on an **LEA-wide** basis at **school districts with an unduplicated pupil percentage of less than 55 percent** must also include a description of how the actions are the most effective use of the funds to meet the district's goals for its unduplicated pupils in the state and any local priority areas. The description must provide the basis for this determination, including any alternatives considered, supporting research, experience, or educational theory.

Actions provided on a **Schoolwide** basis for **schools with less than 40 percent enrollment of unduplicated pupils** must also include a description of how these actions are the most effective use of the funds to meet the district's goals for its unduplicated pupils in the state and any local priority areas. The description must provide the basis for this determination, including any alternatives considered, supporting research, experience, or educational theory.

Requirements and Instructions

Complete the tables as follows:

Total Projected LCFF Supplemental and/or Concentration Grants

- Specify the amount of LCFF supplemental and concentration grant funds the LEA estimates it will receive in the coming year based on the number and concentration of foster youth, English learner, and low-income students. This amount includes the Additional 15 percent LCFF Concentration Grant.

Projected Additional 15 percent LCFF Concentration Grant

- Specify the amount of additional LCFF concentration grant add-on funding, as described in *EC* Section 42238.02, that the LEA estimates it will receive in the coming year.

Projected Percentage to Increase or Improve Services for the Coming School Year

- Specify the estimated percentage by which services for unduplicated pupils must be increased or improved as compared to the services provided to all students in the LCAP year as calculated pursuant to 5 *CCR* Section 15496(a)(7).

LCFF Carryover — Percentage

- Specify the LCFF Carryover — Percentage identified in the LCFF Carryover Table. If a carryover percentage is not identified in the LCFF Carryover Table, specify a percentage of zero (0.00%).

LCFF Carryover — Dollar

- Specify the LCFF Carryover — Dollar amount identified in the LCFF Carryover Table. If a carryover amount is not identified in the LCFF Carryover Table, specify an amount of zero (\$0).

Total Percentage to Increase or Improve Services for the Coming School Year

- Add the Projected Percentage to Increase or Improve Services for the Coming School Year and the Proportional LCFF Required Carryover Percentage and specify the percentage. This is the LEA's percentage by which services for unduplicated pupils must be increased or improved as compared to the services provided to all students in the LCAP year, as calculated pursuant to 5 CCR Section 15496(a)(7).

Required Descriptions:

LEA-wide and Schoolwide Actions

For each action being provided to an entire LEA or school, provide an explanation of (1) the unique identified need(s) of the unduplicated student group(s) for whom the action is principally directed, (2) how the action is designed to address the identified need(s) and why it is being provided on an LEA or schoolwide basis, and (3) the metric(s) used to measure the effectiveness of the action in improving outcomes for the unduplicated student group(s).

If the LEA has provided this required description in the Action Descriptions, state as such within the table.

Complete the table as follows:

Identified Need(s)

Provide an explanation of the unique identified need(s) of the LEA's unduplicated student group(s) for whom the action is principally directed.

An LEA demonstrates how an action is principally directed towards an unduplicated student group(s) when the LEA explains the need(s), condition(s), or circumstance(s) of the unduplicated student group(s) identified through a needs assessment and how the action addresses them. A meaningful needs assessment includes, at a minimum, analysis of applicable student achievement data and educational partner feedback.

How the Action(s) are Designed to Address Need(s) and Why it is Provided on an LEA-wide or Schoolwide Basis

Provide an explanation of how the action as designed will address the unique identified need(s) of the LEA's unduplicated student group(s) for whom the action is principally directed and the rationale for why the action is being provided on an LEA-wide or schoolwide basis.

- As stated above, conclusory statements that a service will help achieve an expected outcome for the goal, without an explicit connection or further explanation as to how, are not sufficient.

- Further, simply stating that an LEA has a high enrollment percentage of a specific student group or groups does not meet the increased or improved services standard because enrolling students is not the same as serving students.

Metric(s) to Monitor Effectiveness

Identify the metric(s) being used to measure the progress and effectiveness of the action(s).

Note for COEs and Charter Schools: In the case of COEs and charter schools, schoolwide and LEA-wide are considered to be synonymous.

Limited Actions

For each action being solely provided to one or more unduplicated student group(s), provide an explanation of (1) the unique identified need(s) of the unduplicated student group(s) being served, (2) how the action is designed to address the identified need(s), and (3) how the effectiveness of the action in improving outcomes for the unduplicated student group(s) will be measured.

If the LEA has provided the required descriptions in the Action Descriptions, state as such.

Complete the table as follows:

Identified Need(s)

Provide an explanation of the unique need(s) of the unduplicated student group(s) being served identified through the LEA's needs assessment. A meaningful needs assessment includes, at a minimum, analysis of applicable student achievement data and educational partner feedback.

How the Action(s) are Designed to Address Need(s)

Provide an explanation of how the action is designed to address the unique identified need(s) of the unduplicated student group(s) being served.

Metric(s) to Monitor Effectiveness

Identify the metric(s) being used to measure the progress and effectiveness of the action(s).

For any limited action contributing to meeting the increased or improved services requirement that is associated with a Planned Percentage of Improved Services in the Contributing Summary Table rather than an expenditure of LCFF funds, describe the methodology that was used to determine the contribution of the action towards the proportional percentage, as applicable.

- For each action with an identified Planned Percentage of Improved Services, identify the goal and action number and describe the methodology that was used.
- When identifying a Planned Percentage of Improved Services, the LEA must describe the methodology that it used to determine the contribution of the action towards the proportional percentage. The percentage of improved services for an action corresponds to the amount of LCFF funding that the LEA estimates it would expend to implement the action if it were funded.

- For example, an LEA determines that there is a need to analyze data to ensure that instructional aides and expanded learning providers know what targeted supports to provide to students who are foster youth. The LEA could implement this action by hiring additional staff to collect and analyze data and to coordinate supports for students, which, based on the LEA's current pay scale, the LEA estimates would cost \$165,000. Instead, the LEA chooses to utilize a portion of existing staff time to analyze data relating to students who are foster youth. This analysis will then be shared with site principals who will use the data to coordinate services provided by instructional assistants and expanded learning providers to target support to students. In this example, the LEA would divide the estimated cost of \$165,000 by the amount of LCFF Funding identified in the Total Planned Expenditures Table and then convert the quotient to a percentage. This percentage is the Planned Percentage of Improved Services for the action.

Additional Concentration Grant Funding

A description of the plan for how the additional concentration grant add-on funding identified above will be used to increase the number of staff providing direct services to students at schools that have a high concentration (above 55 percent) of foster youth, English learners, and low-income students, as applicable.

An LEA that receives the additional concentration grant add-on described in *EC* Section 42238.02 is required to demonstrate how it is using these funds to increase the number of staff who provide direct services to students at schools with an enrollment of unduplicated students that is greater than 55 percent as compared to the number of staff who provide direct services to students at schools with an enrollment of unduplicated students that is equal to or less than 55 percent. The staff who provide direct services to students must be certificated staff and/or classified staff employed by the LEA; classified staff includes custodial staff.

Provide the following descriptions, as applicable to the LEA:

- An LEA that does not receive a concentration grant or the concentration grant add-on must indicate that a response to this prompt is not applicable.
- Identify the goal and action numbers of the actions in the LCAP that the LEA is implementing to meet the requirement to increase the number of staff who provide direct services to students at schools with an enrollment of unduplicated students that is greater than 55 percent.
- An LEA that does not have comparison schools from which to describe how it is using the concentration grant add-on funds, such as a single-school LEA or an LEA that only has schools with an enrollment of unduplicated students that is greater than 55 percent, must describe how it is using the funds to increase the number of credentialed staff, classified staff, or both, including custodial staff, who provide direct services to students at selected schools and the criteria used to determine which schools require additional staffing support.
- In the event that an additional concentration grant add-on is not sufficient to increase staff providing direct services to students at a school with an enrollment of unduplicated students that is greater than 55 percent, the LEA must describe how it is using the funds to retain staff providing direct services to students at a school with an enrollment of unduplicated students that is greater than 55 percent.

Complete the table as follows:

- Provide the staff-to-student ratio of classified staff providing direct services to students with a concentration of unduplicated students that is 55 percent or less and the staff-to-student ratio of classified staff providing direct services to students at schools with a concentration of unduplicated students that is greater than 55 percent, as applicable to the LEA.
 - The LEA may group its schools by grade span (Elementary, Middle/Junior High, and High Schools), as applicable to the LEA.

- The staff-to-student ratio must be based on the number of full-time equivalent (FTE) staff and the number of enrolled students as counted on the first Wednesday in October of each year.
- Provide the staff-to-student ratio of certificated staff providing direct services to students at schools with a concentration of unduplicated students that is 55 percent or less and the staff-to-student ratio of certificated staff providing direct services to students at schools with a concentration of unduplicated students that is greater than 55 percent, as applicable to the LEA.
 - The LEA may group its schools by grade span (Elementary, Middle/Junior High, and High Schools), as applicable to the LEA.
 - The staff-to-student ratio must be based on the number of FTE staff and the number of enrolled students as counted on the first Wednesday in October of each year.

Action Tables

Complete the Total Planned Expenditures Table for each action in the LCAP. The information entered into this table will automatically populate the other Action Tables. Information is only entered into the Total Planned Expenditures Table, the Annual Update Table, the Contributing Actions Annual Update Table, and the LCFF Carryover Table. The word “input” has been added to column headers to aid in identifying the column(s) where information will be entered. Information is not entered on the remaining Action tables.

The following tables are required to be included as part of the LCAP adopted by the local governing board or governing body:

- Table 1: Total Planned Expenditures Table (for the coming LCAP Year)
- Table 2: Contributing Actions Table (for the coming LCAP Year)
- Table 3: Annual Update Table (for the current LCAP Year)
- Table 4: Contributing Actions Annual Update Table (for the current LCAP Year)
- Table 5: LCFF Carryover Table (for the current LCAP Year)

Note: The coming LCAP Year is the year that is being planned for, while the current LCAP year is the current year of implementation. For example, when developing the 2024–25 LCAP, 2024–25 will be the coming LCAP Year and 2023–24 will be the current LCAP Year.

Total Planned Expenditures Table

In the Total Planned Expenditures Table, input the following information for each action in the LCAP for that applicable LCAP year:

- **LCAP Year:** Identify the applicable LCAP Year.
- **1. Projected LCFF Base Grant:** Provide the total amount estimated LCFF entitlement for the coming school year, excluding the supplemental and concentration grants and the add-ons for the Targeted Instructional Improvement Block Grant program, the former Home-to-School Transportation program, and the Small School District Transportation program, pursuant to 5 CCR Section 15496(a)(8).

Note that the LCFF Base Grant for purposes of the LCAP also includes the Necessary Small Schools and Economic Recovery Target allowances for school districts, and County Operations Grant for COEs.

See *EC* sections 2574 (for COEs) and 42238.02 (for school districts and charter schools), as applicable, for LCFF entitlement calculations.

- **2. Projected LCFF Supplemental and/or Concentration Grants:** Provide the total amount of LCFF supplemental and concentration grants estimated on the basis of the number and concentration of unduplicated students for the coming school year.
- **3. Projected Percentage to Increase or Improve Services for the Coming School Year:** This percentage will not be entered; it is calculated based on the Projected LCFF Base Grant and the Projected LCFF Supplemental and/or Concentration Grants, pursuant to 5 CCR Section 15496(a)(8). This is the percentage by which services for unduplicated pupils must be increased or improved as compared to the services provided to all students in the coming LCAP year.
- **LCFF Carryover — Percentage:** Specify the LCFF Carryover — Percentage identified in the LCFF Carryover Table from the prior LCAP year. If a carryover percentage is not identified in the LCFF Carryover Table, specify a percentage of zero (0.00%).
- **Total Percentage to Increase or Improve Services for the Coming School Year:** This percentage will not be entered; it is calculated based on the Projected Percentage to Increase or Improve Services for the Coming School Year and the LCFF Carryover — Percentage. ***This is the percentage by which the LEA must increase or improve services for unduplicated pupils as compared to the services provided to all students in the coming LCAP year.***
- **Goal #:** Enter the LCAP Goal number for the action.
- **Action #:** Enter the action’s number as indicated in the LCAP Goal.
- **Action Title:** Provide a title of the action.
- **Student Group(s):** Indicate the student group or groups who will be the primary beneficiary of the action by entering “All,” or by entering a specific student group or groups.
- **Contributing to Increased or Improved Services?:** Type “Yes” if the action **is** included as contributing to meeting the increased or improved services requirement; OR, type “No” if the action is **not** included as contributing to meeting the increased or improved services requirement.
- If “Yes” is entered into the Contributing column, then complete the following columns:
 - **Scope:** The scope of an action may be LEA-wide (i.e., districtwide, countywide, or charterwide), schoolwide, or limited. An action that is LEA-wide in scope upgrades the entire educational program of the LEA. An action that is schoolwide in scope upgrades the entire educational program of a single school. An action that is limited in its scope is an action that serves only one or more unduplicated student groups.

- **Unduplicated Student Group(s):** Regardless of scope, contributing actions serve one or more unduplicated student groups. Indicate one or more unduplicated student groups for whom services are being increased or improved as compared to what all students receive.
- **Location:** Identify the location where the action will be provided. If the action is provided to all schools within the LEA, the LEA must indicate “All Schools.” If the action is provided to specific schools within the LEA or specific grade spans only, the LEA must enter “Specific Schools” or “Specific Grade Spans.” Identify the individual school or a subset of schools or grade spans (e.g., all high schools or grades transitional kindergarten through grade five), as appropriate.
- **Time Span:** Enter “ongoing” if the action will be implemented for an indeterminate period of time. Otherwise, indicate the span of time for which the action will be implemented. For example, an LEA might enter “1 Year,” or “2 Years,” or “6 Months.”
- **Total Personnel:** Enter the total amount of personnel expenditures utilized to implement this action.
- **Total Non-Personnel:** This amount will be automatically calculated based on information provided in the Total Personnel column and the Total Funds column.
- **LCFF Funds:** Enter the total amount of LCFF funds utilized to implement this action, if any. LCFF funds include all funds that make up an LEA’s total LCFF target (i.e., base grant, grade span adjustment, supplemental grant, concentration grant, Targeted Instructional Improvement Block Grant, and Home-To-School Transportation).
 - **Note:** For an action to contribute towards meeting the increased or improved services requirement, it must include some measure of LCFF funding. The action may also include funding from other sources, however the extent to which an action contributes to meeting the increased or improved services requirement is based on the LCFF funding being used to implement the action.
- **Other State Funds:** Enter the total amount of Other State Funds utilized to implement this action, if any.
 - **Note:** Equity Multiplier funds must be included in the “Other State Funds” category, not in the “LCFF Funds” category. As a reminder, Equity Multiplier funds must be used to supplement, not supplant, funding provided to Equity Multiplier schoolsites for purposes of the LCFF, the ELO-P, the LCRS, and/or the CCSPP. This means that Equity Multiplier funds must not be used to replace funding that an Equity Multiplier schoolsite would otherwise receive to implement LEA-wide actions identified in the LEA’s LCAP or that an Equity Multiplier schoolsite would otherwise receive to implement provisions of the ELO-P, the LCRS, and/or the CCSPP.
- **Local Funds:** Enter the total amount of Local Funds utilized to implement this action, if any.
- **Federal Funds:** Enter the total amount of Federal Funds utilized to implement this action, if any.
- **Total Funds:** This amount is automatically calculated based on amounts entered in the previous four columns.
- **Planned Percentage of Improved Services:** For any action identified as contributing, being provided on a Limited basis to unduplicated students, and that does not have funding associated with the action, enter the planned quality improvement anticipated for the action as

a percentage rounded to the nearest hundredth (0.00%). A limited action is an action that only serves foster youth, English learners, and/or low-income students.

- As noted in the instructions for the Increased or Improved Services section, when identifying a Planned Percentage of Improved Services, the LEA must describe the methodology that it used to determine the contribution of the action towards the proportional percentage. The percentage of improved services for an action corresponds to the amount of LCFF funding that the LEA estimates it would expend to implement the action if it were funded.

For example, an LEA determines that there is a need to analyze data to ensure that instructional aides and expanded learning providers know what targeted supports to provide to students who are foster youth. The LEA could implement this action by hiring additional staff to collect and analyze data and to coordinate supports for students, which, based on the LEA's current pay scale, the LEA estimates would cost \$165,000. Instead, the LEA chooses to utilize a portion of existing staff time to analyze data relating to students who are foster youth. This analysis will then be shared with site principals who will use the data to coordinate services provided by instructional assistants and expanded learning providers to target support to students. In this example, the LEA would divide the estimated cost of \$165,000 by the amount of LCFF Funding identified in the Data Entry Table and then convert the quotient to a percentage. This percentage is the Planned Percentage of Improved Services for the action.

Contributing Actions Table

As noted above, information will not be entered in the Contributing Actions Table; however, the 'Contributing to Increased or Improved Services?' column will need to be checked to ensure that only actions with a "Yes" are displaying. If actions with a "No" are displayed or if actions that are contributing are not displaying in the column, use the drop-down menu in the column header to filter only the "Yes" responses.

Annual Update Table

In the Annual Update Table, provide the following information for each action in the LCAP for the relevant LCAP year:

- **Estimated Actual Expenditures:** Enter the total estimated actual expenditures to implement this action, if any.

Contributing Actions Annual Update Table

In the Contributing Actions Annual Update Table, check the 'Contributing to Increased or Improved Services?' column to ensure that only actions with a "Yes" are displaying. If actions with a "No" are displayed or if actions that are contributing are not displaying in the column, use the drop-down menu in the column header to filter only the "Yes" responses. Provide the following information for each contributing action in the LCAP for the relevant LCAP year:

- **6. Estimated Actual LCFF Supplemental and/or Concentration Grants:** Provide the total amount of LCFF supplemental and concentration grants estimated based on the number and concentration of unduplicated students in the current school year.
- **Estimated Actual Expenditures for Contributing Actions:** Enter the total estimated actual expenditure of LCFF funds used to implement this action, if any.

- **Estimated Actual Percentage of Improved Services:** For any action identified as contributing, being provided on a Limited basis only to unduplicated students, and that does not have funding associated with the action, enter the total estimated actual quality improvement anticipated for the action as a percentage rounded to the nearest hundredth (0.00%).
 - Building on the example provided above for calculating the Planned Percentage of Improved Services, the LEA in the example implements the action. As part of the annual update process, the LEA reviews implementation and student outcome data and determines that the action was implemented with fidelity and that outcomes for foster youth students improved. The LEA reviews the original estimated cost for the action and determines that had it hired additional staff to collect and analyze data and to coordinate supports for students that estimated actual cost would have been \$169,500 due to a cost of living adjustment. The LEA would divide the estimated actual cost of \$169,500 by the amount of LCFF Funding identified in the Data Entry Table and then convert the quotient to a percentage. This percentage is the Estimated Actual Percentage of Improved Services for the action.

LCFF Carryover Table

- **9. Estimated Actual LCFF Base Grant:** Provide the total amount of estimated LCFF Target Entitlement for the current school year, excluding the supplemental and concentration grants and the add-ons for the Targeted Instructional Improvement Block Grant program, the former Home-to-School Transportation program, and the Small School District Transportation program, pursuant to 5 CCR Section 15496(a)(8). Note that the LCFF Base Grant for purposes of the LCAP also includes the Necessary Small Schools and Economic Recovery Target allowances for school districts, and County Operations Grant for COEs. See *EC* sections 2574 (for COEs) and 42238.02 (for school districts and charter schools), as applicable, for LCFF entitlement calculations.
- **10. Total Percentage to Increase or Improve Services for the Current School Year:** This percentage will not be entered. The percentage is calculated based on the amounts of the Estimated Actual LCFF Base Grant (9) and the Estimated Actual LCFF Supplemental and/or Concentration Grants (6), pursuant to 5 CCR Section 15496(a)(8), plus the LCFF Carryover – Percentage from the prior year. This is the percentage by which services for unduplicated pupils must be increased or improved as compared to the services provided to all students in the current LCAP year.

Calculations in the Action Tables

To reduce the duplication of effort of LEAs, the Action Tables include functionality such as pre-population of fields and cells based on the information provided in the Data Entry Table, the Annual Update Summary Table, and the Contributing Actions Table. For transparency, the functionality and calculations used are provided below.

Contributing Actions Table

- **4. Total Planned Contributing Expenditures (LCFF Funds)**
 - This amount is the total of the Planned Expenditures for Contributing Actions (LCFF Funds) column.
- **5. Total Planned Percentage of Improved Services**
 - This percentage is the total of the Planned Percentage of Improved Services column.
- **Planned Percentage to Increase or Improve Services for the coming school year (4 divided by 1, plus 5)**

- This percentage is calculated by dividing the Total Planned Contributing Expenditures (4) by the Projected LCFF Base Grant (1), converting the quotient to a percentage, and adding it to the Total Planned Percentage of Improved Services (5).

Contributing Actions Annual Update Table

Pursuant to *EC* Section 42238.07(c)(2), if the Total Planned Contributing Expenditures (4) is less than the Estimated Actual LCFF Supplemental and Concentration Grants (6), the LEA is required to calculate the difference between the Total Planned Percentage of Improved Services (5) and the Total Estimated Actual Percentage of Improved Services (7). If the Total Planned Contributing Expenditures (4) is equal to or greater than the Estimated Actual LCFF Supplemental and Concentration Grants (6), the Difference Between Planned and Estimated Actual Percentage of Improved Services will display “Not Required.”

- **6. Estimated Actual LCFF Supplemental and Concentration Grants**

- This is the total amount of LCFF supplemental and concentration grants the LEA estimates it will actually receive based on of the number and concentration of unduplicated students in the current school year.

- **4. Total Planned Contributing Expenditures (LCFF Funds)**

- This amount is the total of the Last Year's Planned Expenditures for Contributing Actions (LCFF Funds).

- **7. Total Estimated Actual Expenditures for Contributing Actions**

- This amount is the total of the Estimated Actual Expenditures for Contributing Actions (LCFF Funds).

- **Difference Between Planned and Estimated Actual Expenditures for Contributing Actions (Subtract 7 from 4)**

- This amount is the Total Estimated Actual Expenditures for Contributing Actions (7) subtracted from the Total Planned Contributing Expenditures (4).

- **5. Total Planned Percentage of Improved Services (%)**

- This amount is the total of the Planned Percentage of Improved Services column.

- **8. Total Estimated Actual Percentage of Improved Services (%)**

- This amount is the total of the Estimated Actual Percentage of Improved Services column.

- **Difference Between Planned and Estimated Actual Percentage of Improved Services (Subtract 5 from 8)**

- This amount is the Total Planned Percentage of Improved Services (5) subtracted from the Total Estimated Actual Percentage of Improved Services (8).

LCFF Carryover Table

- **10. Total Percentage to Increase or Improve Services for the Current School Year (6 divided by 9 plus Carryover %)**

- This percentage is the Estimated Actual LCFF Supplemental and/or Concentration Grants (6) divided by the Estimated Actual LCFF Base Grant (9) plus the LCFF Carryover – Percentage from the prior year.
- **11. Estimated Actual Percentage of Increased or Improved Services (7 divided by 9, plus 8)**
 - This percentage is the Total Estimated Actual Expenditures for Contributing Actions (7) divided by the LCFF Funding (9), then converting the quotient to a percentage and adding the Total Estimated Actual Percentage of Improved Services (8).
- **12. LCFF Carryover — Dollar Amount LCFF Carryover (Subtract 11 from 10 and multiply by 9)**
 - If the Estimated Actual Percentage of Increased or Improved Services (11) is less than the Estimated Actual Percentage to Increase or Improve Services (10), the LEA is required to carry over LCFF funds.

The amount of LCFF funds is calculated by subtracting the Estimated Actual Percentage to Increase or Improve Services (11) from the Estimated Actual Percentage of Increased or Improved Services (10) and then multiplying by the Estimated Actual LCFF Base Grant (9). This amount is the amount of LCFF funds that is required to be carried over to the coming year.
- **13. LCFF Carryover — Percentage (12 divided by 9)**
 - This percentage is the unmet portion of the Percentage to Increase or Improve Services that the LEA must carry over into the coming LCAP year. The percentage is calculated by dividing the LCFF Carryover (12) by the LCFF Funding (9).

California Department of Education
November 2023